





**HAN JIU**

# 石家庄寒九科技有限公司

SHIJIAZHUANG HANJIU TECHNOLOGY CO.,LTD.



中国 河北 石家庄

Shijiazhuang, Hebei, China

# CONTENTS

## 目录

### 多路换向阀 Directional Control Valve

DCV	3-21
-----	------

P40/80	23-28
--------	-------

SD	30-35
----	-------

SD15	37-40
------	-------

HDCF	42-44
------	-------

HSV6	46-47
------	-------

HSGK	48-49
------	-------

ZT	51-53
----	-------

CDB	55-57
-----	-------

DF	59-61
----	-------

DFS	63-65
-----	-------

DL	67-69
----	-------

ZL	71-73
----	-------



HAN JIU



DCV系列多路换向阀

DCV Series Directional Control Valve

DCV 系列多路换向阀具有工作压力高，结构紧凑，安全阀和过载阀启闭特性好，通用性好等特点。广泛应用于工程机械、环卫机械和钻探机械中。

DCV directional control valve is designed for high pressure hydraulic system such as drilling machine, sanitation, etc.

- ☆ 可选装过载阀、补油阀、组合阀等（不适用于DCV20-45）  
Auxiliary valve: over-load valve, anti-cavitation valve, combined valve, etc. (not for DCV40-45)
- ☆ 控制方式：手控、气控、电磁控、电气控、电液控等  
Control type: manual, joystick, cable, pneumatic, solenoid, electro-pneumatic, electro-hydraulic, etc.
- ☆ 结构：整体式，分片式  
Structure: monoblock, sectional.
- ☆ 过桥可用于为其他液压元件提供液压源  
Carry-over port as hydraulic source for other parts.



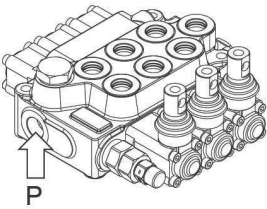
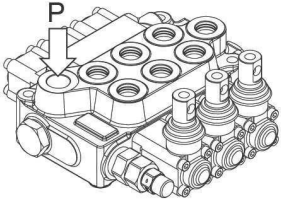
## • 订货编号 | Ordering code

DCV XX / X - XXX - XXXX - XXXX ... - X - XX

①
②
③
④
⑤
⑥
⑦
⑧
⑨
⑥
⑦
⑧
⑨
⑩
⑪
⑫

- ①流量 Flow: 20, 40, 45, 60, 100, 140, 200
- ②联数 Number of spools: 1-12
- ③进油片类型 Inlet section type: 见表(1) see table (1)
- ④安全阀设置压力 Relief valve set pressure: 100-315 bar
- ⑤进油口尺寸 Inlet port size: 见表(2) see table (2)
- ⑥阀杆类型 Spool type: 见表(3) see table (3)
- ⑦手柄侧选项 Handle side arrangement: 见表(4) see table (4)
- ⑧端盖侧选项 Spool cap side arrangement: 见表(5) see table (5)
- ⑨工作片选项 Working section arrangement: 见表(6) see table (6)
- ⑩工作油口尺寸 Work port size: 见表(2) see table (2)
- ⑪出油片类型 Outlet section type: 见表(7) see table (7)
- ⑫出油口尺寸 Outlet port size: 见表(2) see table (2)

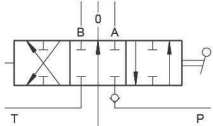
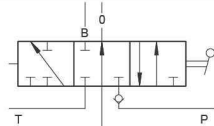
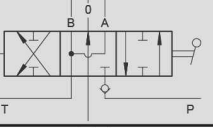
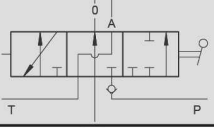
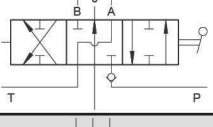
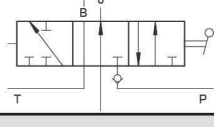
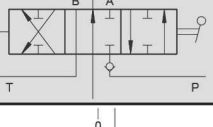
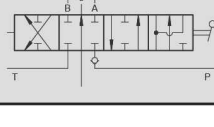
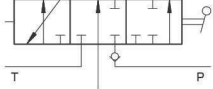
• 表(1) Table (1)

代号 Code	类型 Type	描述 Description	代号 Code	类型 Type	描述 Description
A1		侧进油，带安全阀 Side inlet, with relief valve	A2		顶进油，带安全阀 Top inlet, with relief valve
A3		侧进油，无安全阀 Inlet port on top of inlet section, Outlet on outlet section (only for DCV60-100, see table 7, F5-F6)	A4		进、出油口位于进油片顶端 (仅DCV60-100) Inlet and outlet port on top of inlet section (only for DCV60-100, match F7 in table 7)

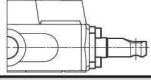
• 表(2) Table (2)

BSP螺纹 BSP thread		公制螺纹 Metric thread		美标UNF螺纹 US standard UNF thread		美标NTP螺纹 US standard NTP thread	
代号 Code	螺纹尺寸 Thread size	代号 Code	螺纹尺寸 Thread size	代号 Code	螺纹尺寸 Thread size	代号 Code	螺纹尺寸 Thread size
G04	G1/4	M16	M16X1.5	U08	1/2-20UNF	N04	NPT1/4
G06	G3/8	M18	M18X1.5	U10	5/8-18UNF	N06	NPT3/8
G08	G1/2	M20	M20X1.5	U12	3/4-16UNF	N08	NPT1/2
G12	G3/4	M22	M22X1.5	U16	1-12UNF	N12	NPT3/4
G16	G1	M27	M27X2	U22	1 1/8-12UNF	N16	NPT1
		M33	M33X2				

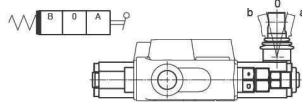
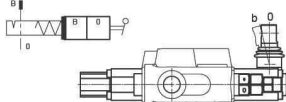
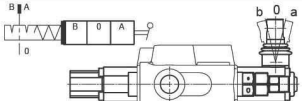
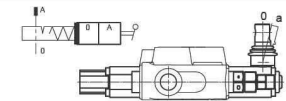
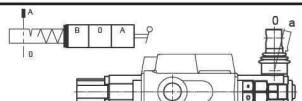
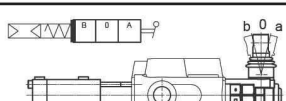
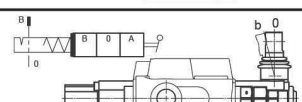
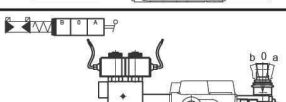
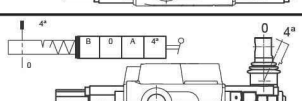
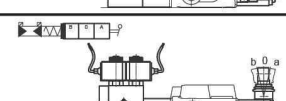
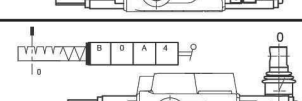
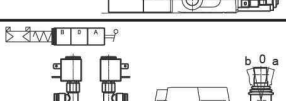
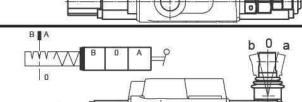
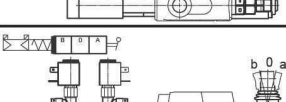
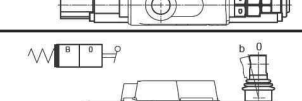
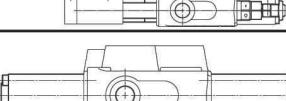

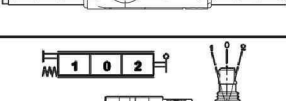
• 表(3) Table (3)

代号 Code	阀杆类型 Spool type	描述 Description	代号 Code	阀杆类型 Spool type	描述 Description
ST1		3位，双动作，A，B口封闭 3 positions, double acting	ST6		3位，单动作，B口封闭 3 positions, single acting in B
ST2		3位，双动作，A，B，T口相通 3 positions, double acting, A & B open	ST7		3位，单动作，A，T口相通 3 positions, single acting in A, A open
ST3		3位，双动作，B口封闭，A，T口相通 3 positions, double acting, A open, B blocked	ST8		3位，单动作，B，T口相通 3 positions, single acting in B, B open
ST4		3位，双动作，A口封闭，B，T口相通 3 positions, double acting, A blocked, B open	ST9		4位，双动作，A，B口封闭，第4位浮动 4 positions, double acting with 4th floating position
ST5		3位，单动作，A口封闭 3 positions, single acting in A			

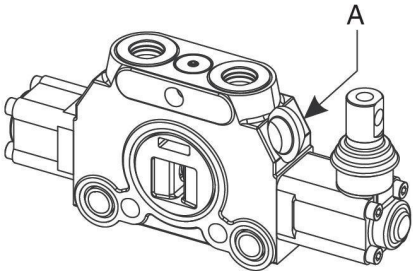
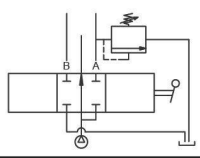
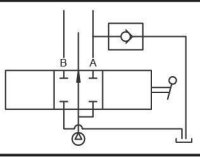
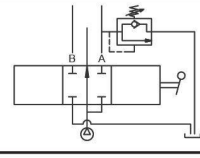
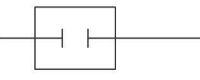
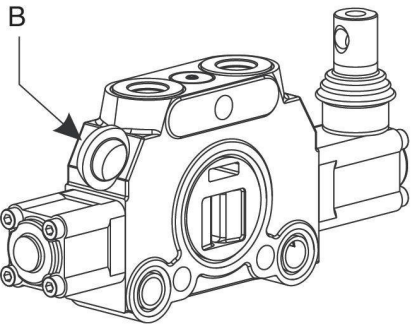
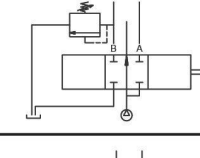
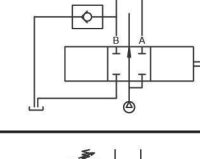
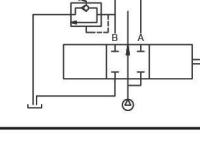
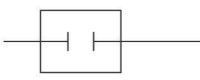
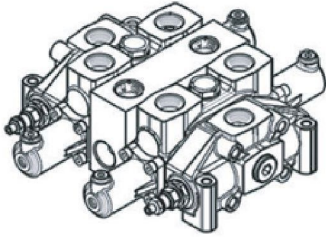
• 表(4) Table (4)

代号 Code	类型 Type	描述 Description	代号 Code	类型 Type	描述 Description
C1		标准手柄 Standard handle	C5		软轴 软轴标准长度1.5m, 可定制 Flexible cable (standard length 1.5m, customizable)
C2		手柄倒置180° Handle at 180°	C6		软轴+一控二手柄 软轴标准长度1.5m, 可定制 Joystick with cable (standard length 1.5m, customizable)
C3		无手柄 Handle at 180°	C7		液控 先导控制压力5-10bar Hydraulic control Pilot pressure: 5-10bar
C4		一控二手柄 Joystick			

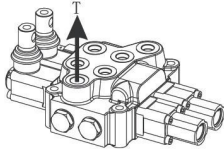
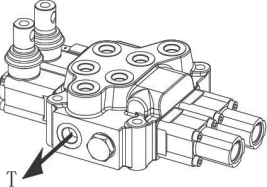
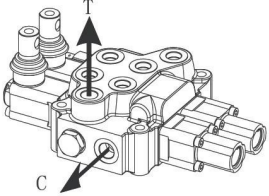
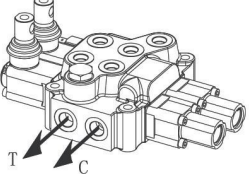
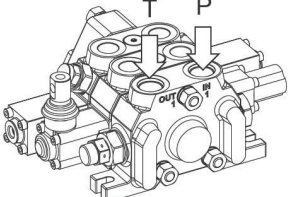
• 表(5) Table (5)

代号 Code	类型 Type	描述 Description	代号 Code	类型 Type	描述 Description
D1		3位, 弹簧复位 3 positions, spring return	D10		2位(0,b), 弹簧复位, b位钢球定位 2 positions(0, b), spring return, detent in b
D2		3位, 弹簧复位, ab位钢球定位 3 positions, spring return, detent in a and b	D11		2位(0,a), 弹簧复位, a位钢球定位 2 positions(0, a), spring return, detent in a
D3		3位, 弹簧复位, a位钢球定位 3 positions, spring return, detent in a	D12		气控, 先导压力5-10bar pneumatic control ON/OFF, pilot pressure 5-10 bar
D4		3位, 弹簧复位, b位钢球定位 3 positions, spring return, detent in b	D13		电液控, 12V, 带减压阀, 先导压力20-25bar electro-hydraulic control ON-OFF, 12 Vdc, with pressure reduce valve, pilot pressure 20-25 bar
D5		4位, 弹簧复位, 第4位钢球定位 4 positions, spring return, detent in 4th position	D14		电液控, 24V, 带减压阀, 先导压力20-25bar electro-hydraulic control ON-OFF, 24 Vdc, with pressure reduce valve, pilot pressure 20-25 bar
D6		4位, 弹簧复位, 1-4位全钢球定位 4 positions, spring return, detent in all 4 positions	D15		电气控, 12V, 先导压力5-10bar electro-pneumatic control ON-OFF, 12 Vdc, pilot pressure 5-10 bar
D7		3位, 弹簧复位, 0,a,b位钢球定位 3 positions, spring return, detent in 0, a & b	D16		电气控, 24V, 先导压力5-10bar electro-pneumatic control ON-OFF, 24 Vdc, pilot pressure 5-10 bar
D8		2位(0,b), 弹簧复位 2 positions(0, b), spring return	D17		液控 先导控制压力20-25bar Hydraulic control Pilot pressure: 20-25bar
D9		2位(0,a), 弹簧复位 2 positions(0, a), spring return	D18		双控, 弹簧复位 Dual control with spring return, M8 thread

表(6) Table (6)

代号 Code	工作片选项 Work section arrangement	类型 Type	描述 Description
E1			A位置选装过载阀 Overload valve in position A
E2			A位置选装补油阀 Anti-cavitation valve in position A
E3			A位置选装过载+补油组合 Anti-cavitation relief valve in position A
E4			A位置预留孔位 (带堵头) Prearrangement cavity(plugged)
E5			B位置选装过载阀 Overload valve in position B
E6			B位置选装补油阀 Anti-cavitation valve in position B
E7			B位置选装过载+补油组合 Anti-cavitation relief valve in position B
E8			B位置预留孔位 (带堵头) Prearrangement cavity (plugged)
E9		汇流片 Intermediate outlet section	分片阀用中间连接片 Intermediate section for sectional valves
E10		中间连接片 Intermediate connection section	

表(7) Table (7)

代号 Code	类型 Type	描述 Description
F1		顶部出油 (DCV60-100 此选项时无过桥) Top outlet (for DCV60-100 no carry-over for this arrangement)
F2		侧面出油 (DCV60-100 此选项时无过桥) Side outlet (for DCV60-100 no carry-over for this arrangement)
F3		顶部出油, 带过桥 Top outlet with carry over
F4		侧面出油, 带过桥 Side outlet with carry over
F5		进油口都在进油片顶部, 带过桥 (仅适用于DCV60-100) Inlet & outlet both on inlet section, carry-over available (only for DCV60-100)



## DCV20 整体式多路换向阀 Monoblock Directional Control Valve



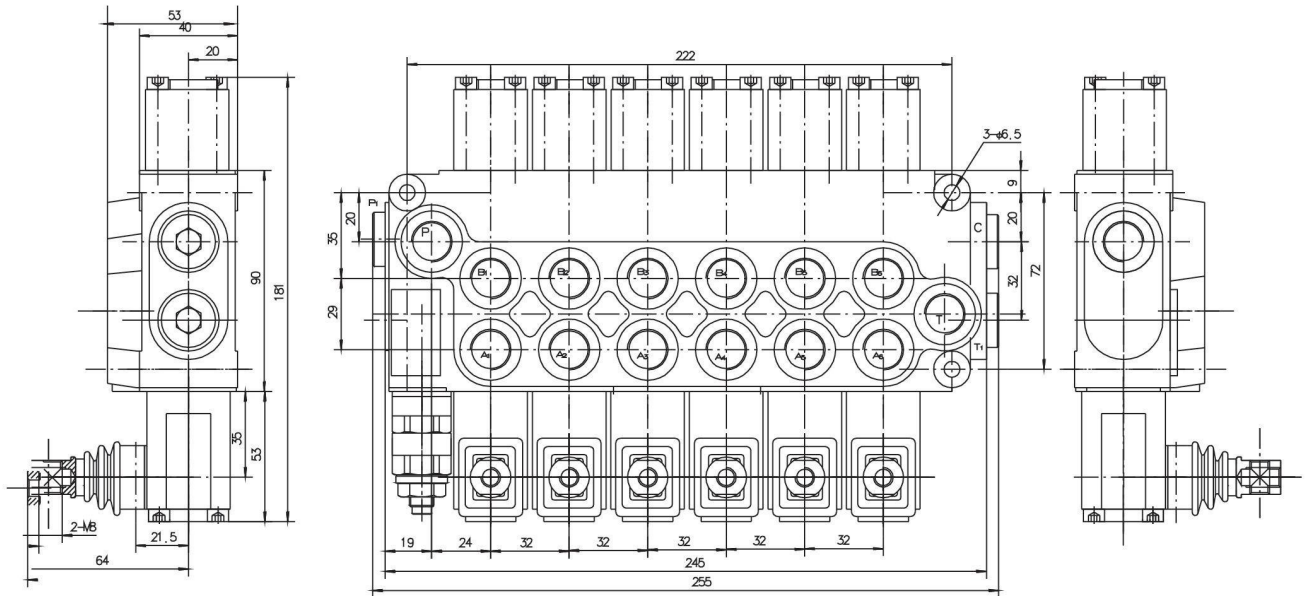
### 参数 Specifications

额定流量 Nominal flow rate		20 L/min	5.3 US GPM
最大压力 Max pressure		350bar	5076 psi
	工作粘度范围 operating range	15 ~ 75 mm <sup>2</sup> /s	15 ~ 75 cst
粘度 Viscosity	最小 min	12 mm <sup>2</sup> /s	12 cst
	最大 max	400 mm <sup>2</sup> /s	400 cst
环境温度 Ambient temperature range		-40° ~ 80°C	-40° ~ 176°F
结构 Structure		整体式: 6 联 monoblock: 6 sections	

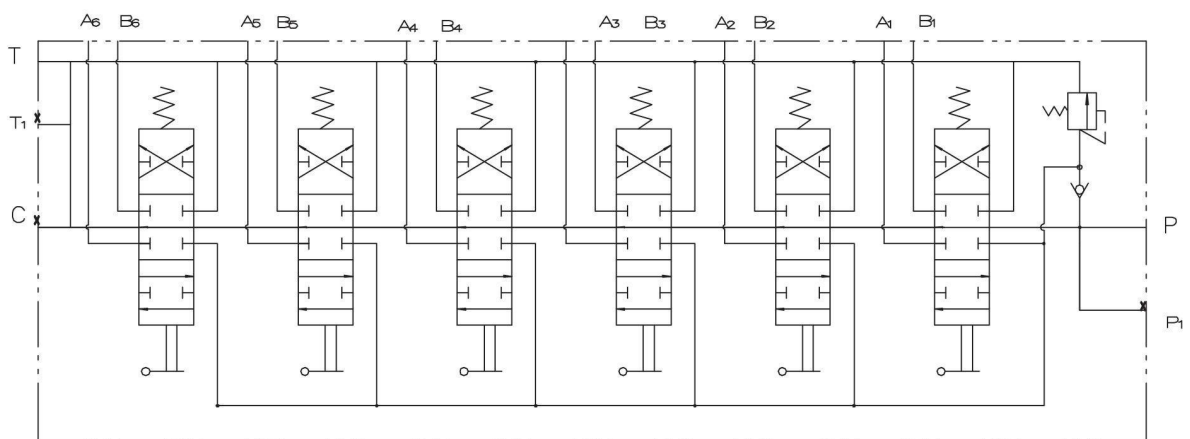
# DCV20 整体式多路换向阀

## Monoblock Directional Control Valve

外观尺寸图 Dimension



液压原理图 Hydraulic Schema



# DCV40 整体式多路换向阀

## Monoblock Directional Control Valve

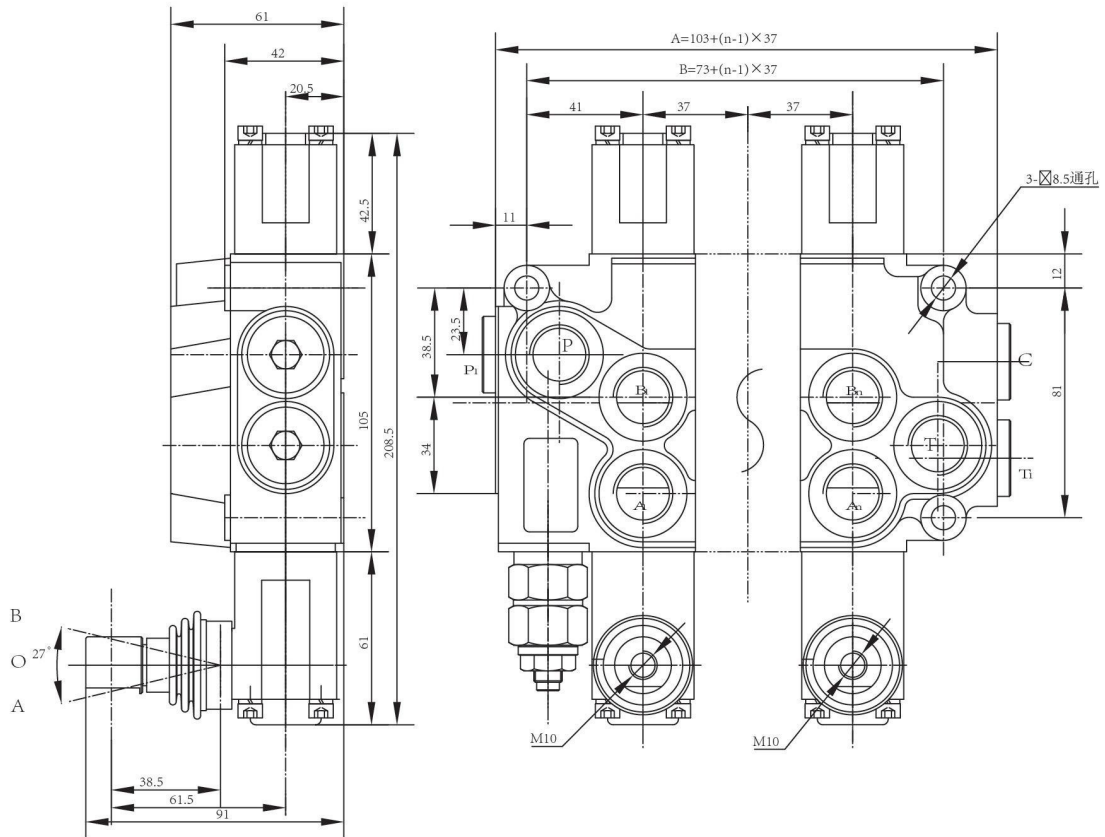


### 参数 Specifications

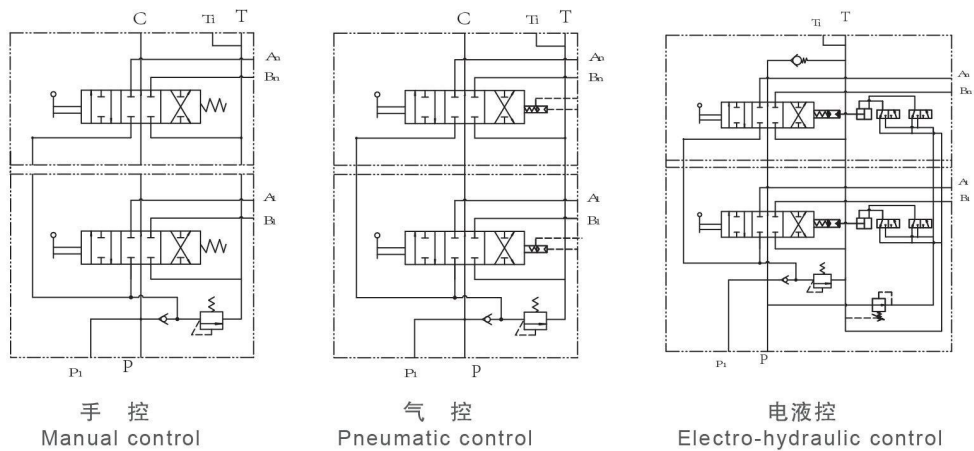
额定流量 Nominal flow rate		40 L/min	10.5 US GPM
最大压力 Max pressure		350bar	5076 psi
	工作粘度范围 operating range	15 ~ 75 mm <sup>2</sup> /s	15 ~ 75 cst
粘度 Viscosity	最小 min	12 mm <sup>2</sup> /s	12 cst
	最大 max	400 mm <sup>2</sup> /s	400 cst
环境温度 Ambient temperature range		-40° ~ 80°C	-40° ~ 176°F
结构 Structure		整体式: 1~8联 monoblock: 1~8 sections	

# DCV40整体式多路换向阀 Monoblock Directional Control Valve

## 外观尺寸图 Dimension



## 液压原理图 Hydraulic Schema



# DCV45 整体式多路换向阀

## Monoblock Directional Control Valve



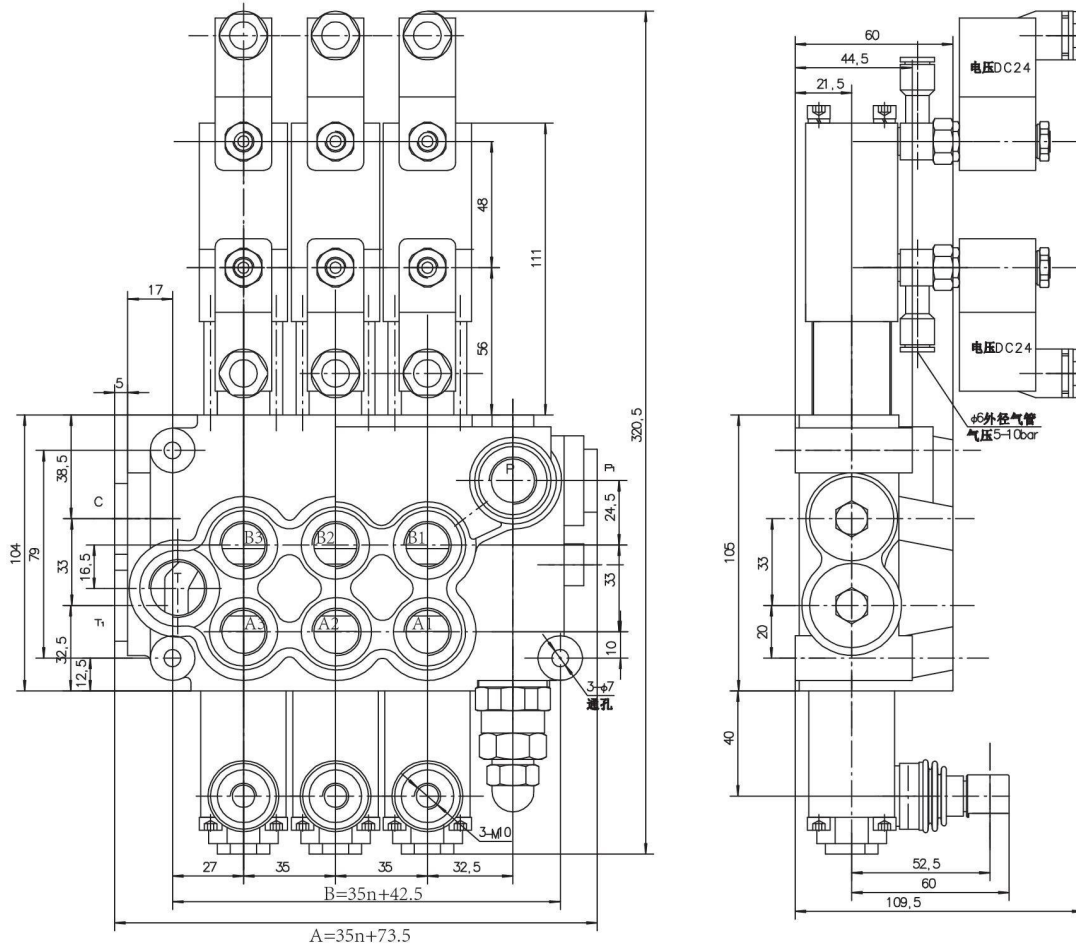
### 参数 Specifications

额定流量 Nominal flow rate		45 L/min	11.8 US GPM
最大压力 Max pressure		350bar	5076 psi
	工作粘度范围 operating range	15 ~ 75 mm <sup>2</sup> /s	15 ~ 75 cst
粘度 Viscosity	最小 min	12 mm <sup>2</sup> /s	12 cst
	最大 max	400 mm <sup>2</sup> /s	400 cst
环境温度 Ambient temperature range		-40°~ 80°C	-40° ~176°F
结构 Structure		整体式: 1~8联 monoblock: 1~8 sections	

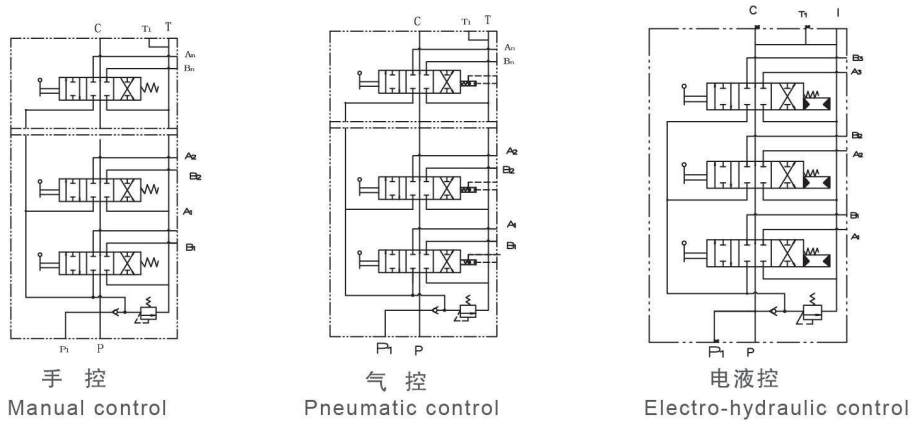
# DCV45整体式多路换向阀

## Monoblock Directional Control Valve

### 外观尺寸图 Dimension



### 液压原理图 Hydraulic Schema



# DCV60分片式多路换向阀

## Sectional Directional Control Valve

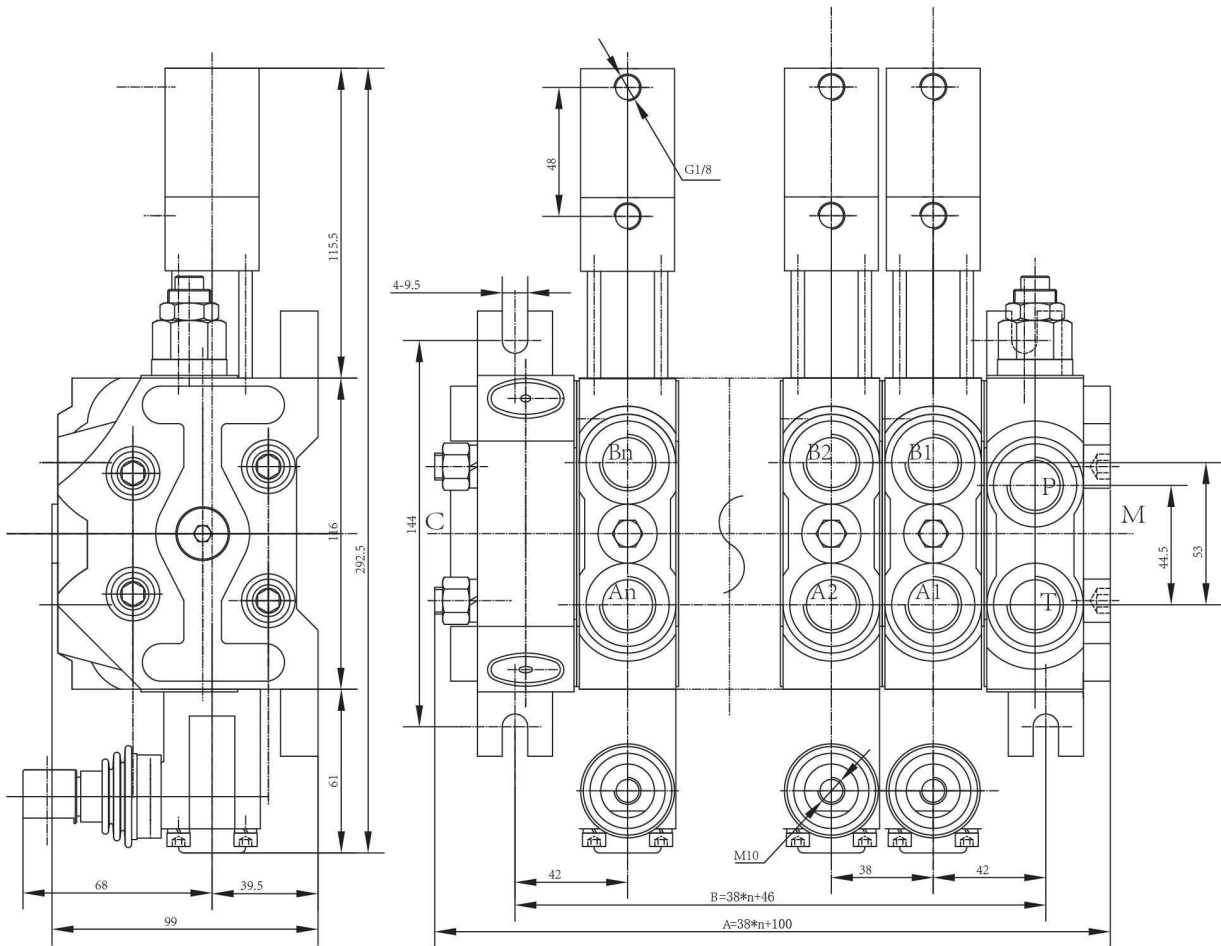


### 参数 Specifications

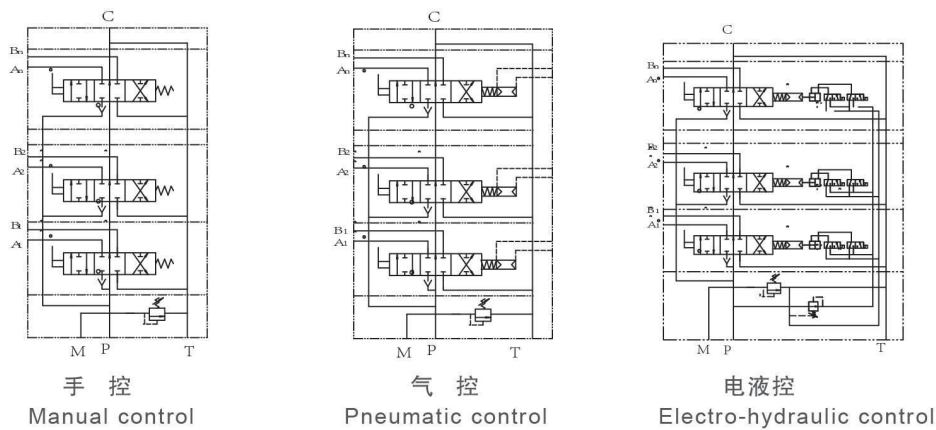
额定流量 Nominal flow rate		60 L/min	15.8 US GPM
最大压力 Max pressure		350bar	5076 psi
	工作粘度范围 operating range	15 ~ 75 mm <sup>2</sup> /s	15 ~ 75 cst
粘度 Viscosity	最小 min	12 mm <sup>2</sup> /s	12 cst
	最大 max	400 mm <sup>2</sup> /s	400 cst
环境温度 Ambient temperature range		-40° ~ 80°C	-40° ~ 176°F
结构 Structure		分片式: 1~12联 sectional: 1~12 sections	

# DCV60分片式多路换向阀 Sectional Directional Control Valve

外观尺寸图 Dimension (pneumatic control as example)




液压原理图 Hydraulic Schema





# DCV100分片式多路换向阀

## Sectional Directional Control Valve

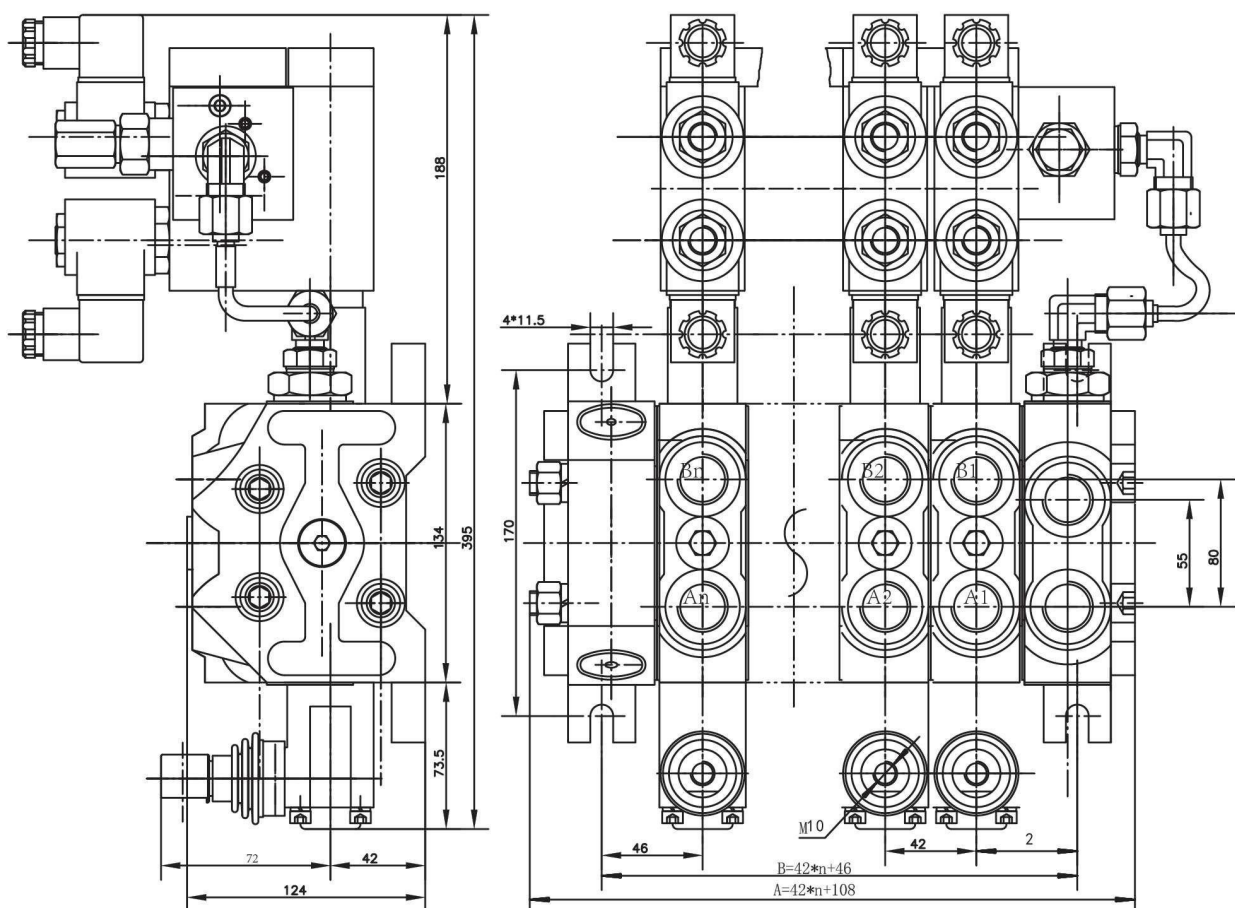


### 参数 Specifications

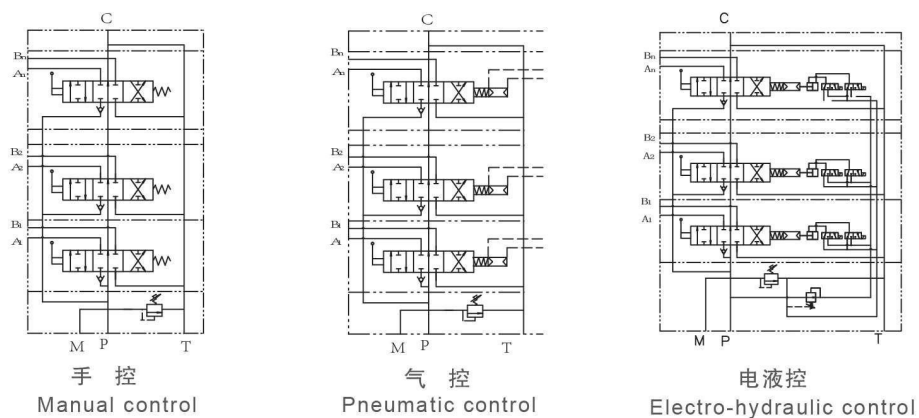
额定流量 Nominal flow rate		100 L/min	26.2 US GPM
最大压力 Max pressure		350bar	5076 psi
	工作粘度范围 operating range	15 ~ 75 mm <sup>2</sup> /s	15 ~ 75 cst
粘度 Viscosity	最小 min	12 mm <sup>2</sup> /s	12 cst
	最大 max	400 mm <sup>2</sup> /s	400 cst
环境温度 Ambient temperature range		-40°~ 80°C	-40° ~ 176°F
结构 Structure		分片式: 1~12联 sectional: 1~12 sections	

# DCV100分片式多路换向阀 Sectional Directional Control Valve

外观尺寸图 Dimension



液压原理图 Hydraulic Schema



# DCV140分片式多路换向阀

## Sectional Directional Control Valve

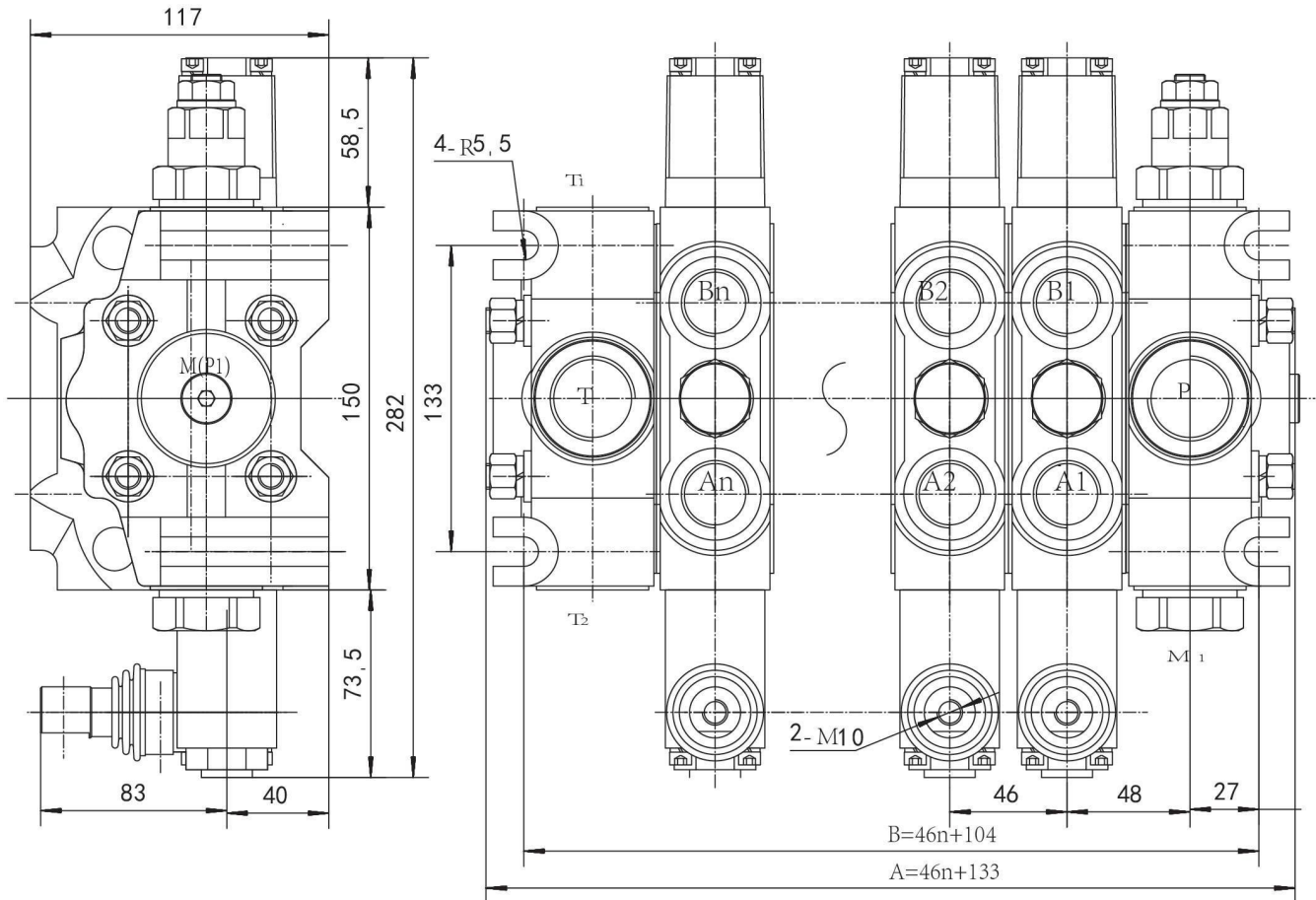


### 参数 Specifications

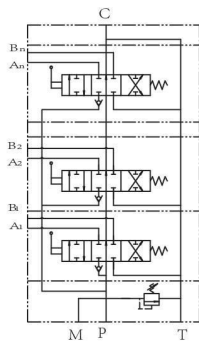
额定流量 Nominal flow rate		140 L/min	36.8 US GPM
最大压力 Max pressure		350bar	5076 psi
	工作粘度范围 operating range	15 ~ 75 mm <sup>2</sup> /s	15 ~ 75 cst
粘度 Viscosity	最小 min	12 mm <sup>2</sup> /s	12 cst
	最大 max	400 mm <sup>2</sup> /s	400 cst
环境温度 Ambient temperature range		-40°~ 80°C	-40° ~ 176°F
结构 Structure		分片式: 1~12联 sectional: 1~12 sections	

# DCV140分片式多路换向阀 Sectional Directional Control Valve

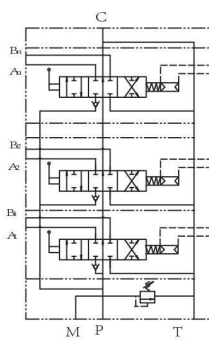
外观尺寸图 Dimension



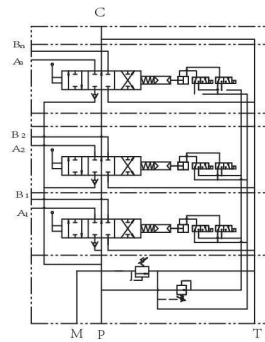
液压原理图 Hydraulic Schema



手控  
Manual control



气控  
Pneumatic control



电液控  
Electro-hydraulic control

# DCV200分片式多路换向阀

## Sectional Directional Control Valve

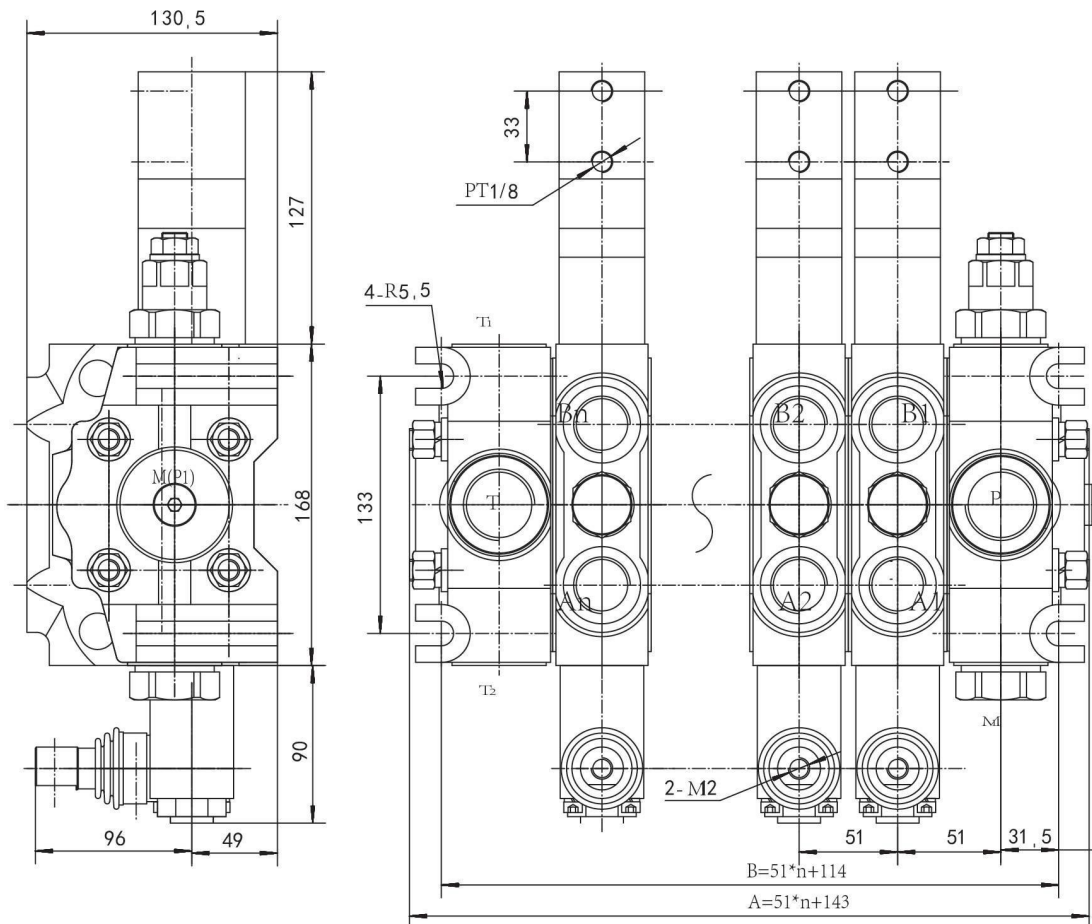


### 参数 Specifications

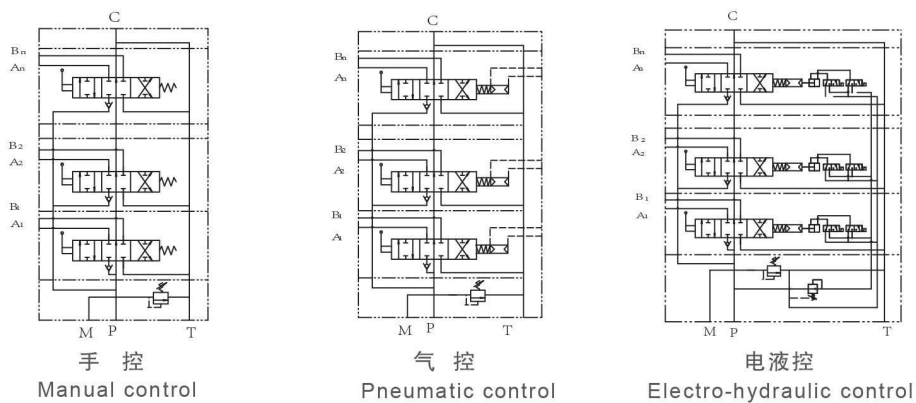
额定流量 Nominal flow rate		200 L/min	52.5 US GPM
最大压力 Max pressure		350bar	5076 psi
	工作粘度范围 operating range	15 ~ 75 mm <sup>2</sup> /s	15 ~ 75 cst
粘度 Viscosity	最小 min	12 mm <sup>2</sup> /s	12 cst
	最大 max	400 mm <sup>2</sup> /s	400 cst
环境温度 Ambient temperature range		-40°~ 80°C	-40° ~ 176°F
结构 Structure		分片式: 1~12联 sectional: 1~12 sections	

# DCV200分片式多路换向阀 Sectional Directional Control Valve

外观尺寸图 Dimension



液压原理图 Hydraulic Schema





HAN JIU



P40/80系列多路换向阀

P40/80 Series Directional Control Valve

P40, P80 系列多路换向阀是一种通用型整体多路换向阀，具有价格低廉，性能稳定，通用性高等特点

P40, P80 series are economical monoblock directional control valves with various applications and features of compact structure, stable performance, low price and high universality.

- ☆ 控制方式：手控，软轴，气控，电液控，电磁控等  
Control type: manual, cable, solenoid, pneumatic, electro-hydraulic, etc.
- ☆ 油路：并联  
Circuit type: parallel
- ☆ 结构：整体式，1-8联  
Monoblock structure, 1-8 sections



• 订货编号 | Ordering code

**P XX - X - X - X - X X X - X X X ... - X - X**  

①
②
③
④
⑤
⑥
⑦
⑤
⑥
⑦
⑧
⑨

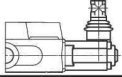
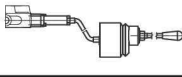
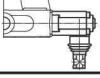
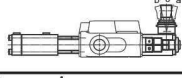
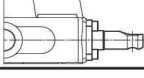
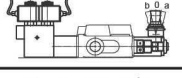
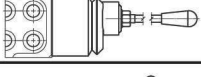
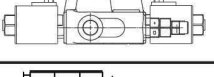
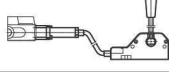
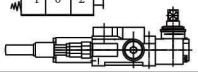
- ①流量 Flow: 40, 80
- ②联数 Number of sections: 1-8
- ③安全阀设定压力 Relief valve set pressure: 100-250 bar
- ④进油口尺寸 inlet port size: 见表 (1) see table (1)
- ⑤控制方式 Control type: 见表(2) see table (2)
- ⑥阀杆类型 Spool type: 见表(3) see table (3)
- ⑦阀杆复位类型 Spool returning type: 见表(4) see table (4)
- ⑧工作油口尺寸 Work port size: 见表(1) see table (1)
- ⑨出油口尺寸 Outlet port size: 见表(1) see table (1)

• 表(1) Table (1)

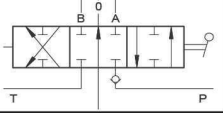
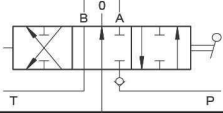
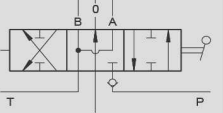
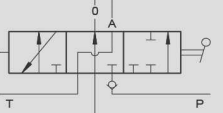
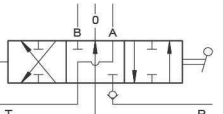
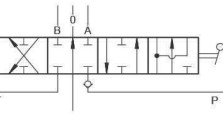
BSP螺纹 BSP thread		公制螺纹 Metric thread		美标UNF螺纹 US standard UNF thread		美标NTP螺纹 US standard NTP thread	
代号 Code	螺纹尺寸 Thread size	代号 Code	螺纹尺寸 Thread size	代号 Code	螺纹尺寸 Thread size	代号 Code	螺纹尺寸 Thread size
G04	G1/4	M16	M16X1.5	U10	5/8-18UNF	N06	NPT3/8
G06	G3/8	M18	M18X1.5	U12	3/4-16UNF	N08	NPT1/2
G08	G1/2	M20	M20X1.5	U14	7/8-14UNF	N12	NPT3/4
G12	G3/4	M22	M22X1.5	U16	1-12UNF		
		M27	M27X2				



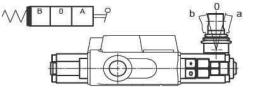
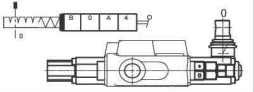
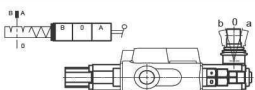
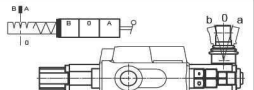
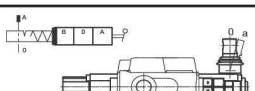
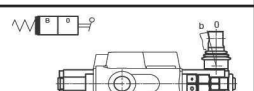
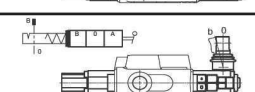
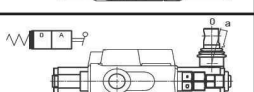
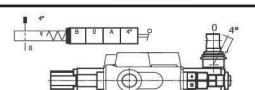
• 表(2) Table (2)

代号 Code	类型 Type	描述 Description	代号 Code	类型 Type	描述 Description
C1		标准手柄 Standard handle	C6		软轴+一控二手柄 软轴标准长度1.5m, 可定制 Joystick with cable(standard length 1.5m,customizable)
C2		手柄倒置180° Handle at 180°	C7		气控 Pneumatic control
C3		无手柄 Handle at 180°	C8		电液控 Electro-hydraulic control
C4		一控二手柄 Joystick	C9		电磁控制 Solenoid control
C5		软轴 软轴标准长度1.5m, 可定制 Flexible cable (standard length 1.5m,customizable)	C10		双控, 弹簧复位 Dual control

• 表(3) Table (3)


代号 Code	阀杆类型 Spool type	描述 Description	代号 Code	阀杆类型 Spool type	描述 Description
ST1		3 位, 双动作 3 positions, double acting	ST4		3 位, 双动作, A口关, B口开 3 positions, double acting, A blocked, B open
ST2		3 位, 双动作, AB口打开 3 positions, double acting, A & B open	ST5		3 位, 单动作, A口开 3 positions, single acting in A, A open
ST3		3 位, 双动作, A口开, B口关 3 positions, double acting, A open, B blocked	ST6		4 位, 双动作, 第四位带浮动 4 positions, double acting with 4th floating position

• 表(4) Table (4)

代号 Code	类型 Type	描述 Description	代号 Code	类型 Type	描述 Description
D1		3 位, 弹簧复位 3 positions, spring return	D6		4 位, 弹簧复位, 四位 全定位 4 positions, spring return, detent in all 4 positions
D2		3 位, 弹簧复位, AB定位 3 positions, spring return, detent in a and b	D7		3 位, 弹簧复位, AB0定位 3 positions, spring return, detent in 0, a & b
D3		3 位, 弹簧复位, A定位 3 positions, spring return, detent in a	D8		2 位(0, b), 弹簧复位 2 positions(0, b), spring return
D4		3 位, 弹簧复位, B定位 3 positions, spring return, detent in b	D9		2 位(0, a), 弹簧复位 2 positions(0, a), spring return
D5		4 位, 弹簧复位, 第4位定位 4 positions, spring return, detent in 4th position			

# P40 整体式多路换向阀

## Monoblock Directional Control Valve



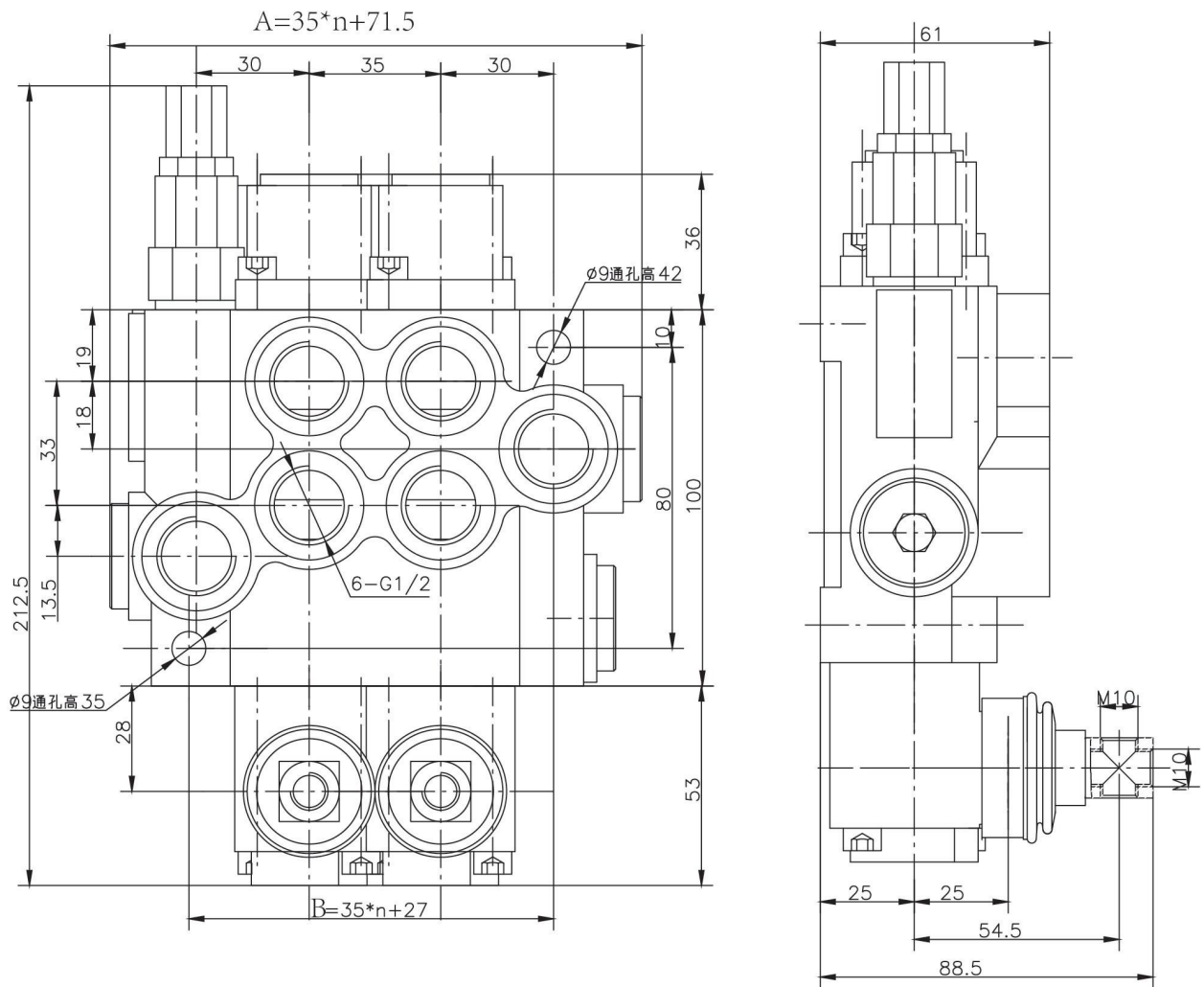
### 参数 Specifications

额定流量 Nominal flow rate		40 L/min	10.6 US GPM
最大工作压力 Operating pressure (max)		250 bar	3626 psi
	工作粘度范围 operating range	15 ~ 75 mm <sup>2</sup> /s	15 ~ 75 cst
粘度 Viscosity	最小 min	12 mm <sup>2</sup> /s	12 cst
	最大 max	400 mm <sup>2</sup> /s	400 cst
环境温度 Ambient temperature range		-40° ~ 80°C	-40° ~ 176°F
结构 Structure		整体式: 1~7 联 monoblock: 1~7 sections	

# P40 整体式多路换向阀

## Monoblock Directional Control Valve

外观尺寸图 Dimension



# P80 整体式多路换向阀

## Monoblock Directional Control Valve



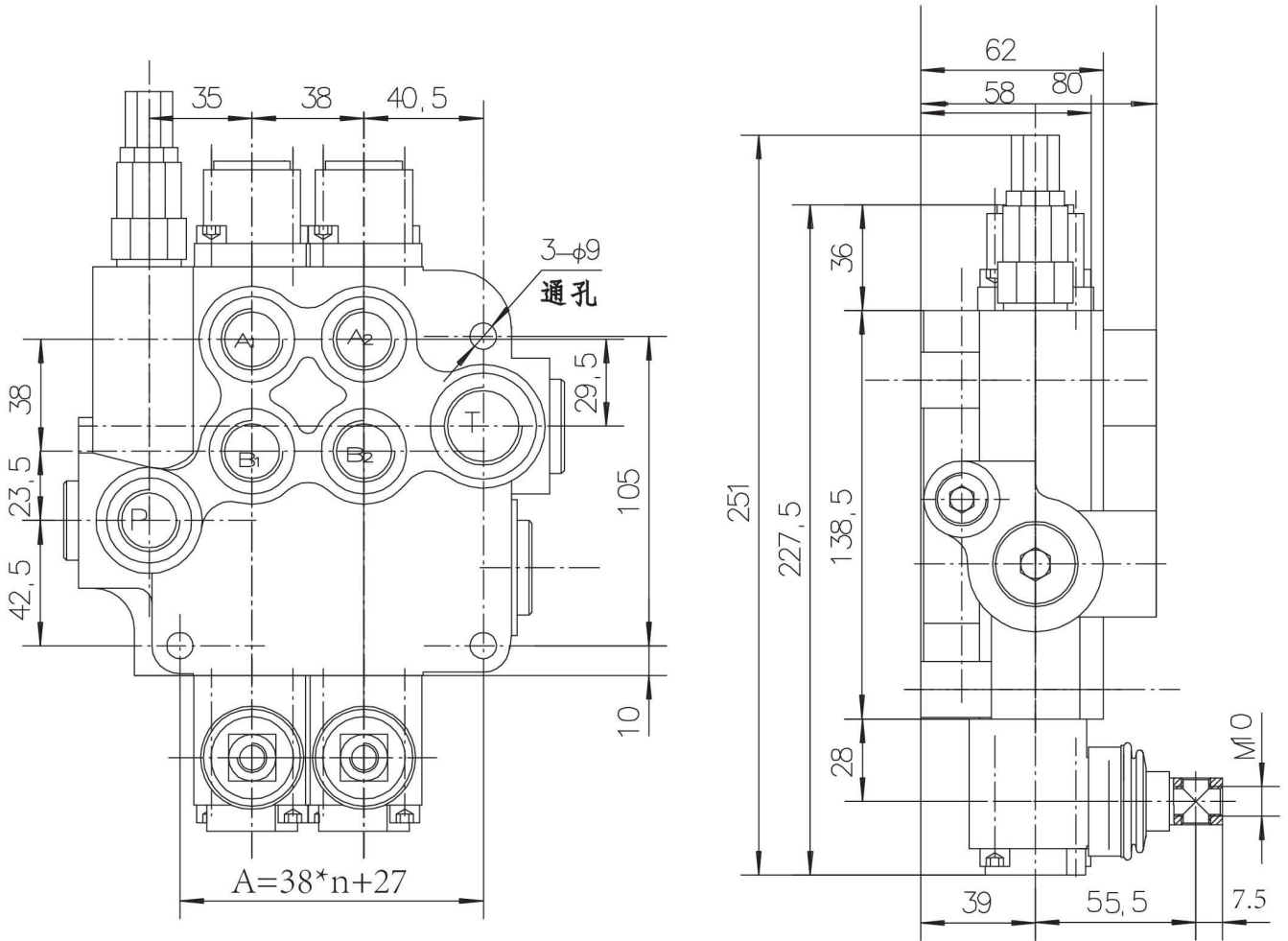
### 参数 Specifications

额定流量 Nominal flow rate		80 L/min	21 US GPM
最大工作压力 Operating pressure (max)		250 bar	3626 psi
	工作粘度范围 operating range	15 ~ 75 mm <sup>2</sup> /s	15 ~ 75 cst
粘度 Viscosity	最小 min	12 mm <sup>2</sup> /s	12 cst
	最大 max	400 mm <sup>2</sup> /s	400 cst
环境温度 Ambient temperature range		-40° ~ 80°C	-40° ~ 176°F
结构 Structure		整体式: 1~7 联 monoblock: 1~7 sections	

# P80 整体式多路换向阀

## Monoblock Directional Control Valve

外观尺寸图 Dimension





HAN JIU



SD系列多路换向阀

SD Series Directional Control Valve

SD 系列多路换向阀是一种通用型整体多路换向阀，具有价格低廉，性能稳定，通用性高等特点

- ☆ 控制方式：手控，软轴，气控，电液控，电磁控等
- ☆ 油路：并联
- ☆ 结构：整体式，1-7联

SD series are economical monoblock directional control valves with various applications and features of compact structure, stable performance, low price and high universality.

- ☆ Control type: manual, cable, pneumatic, electro-hydraulic, solenoid, etc.
- ☆ Circuit type: parallel
- ☆ Monoblock structure, 1-7 sections



• 订货编号 | Ordering code

SD XX - X - X - X - XXX - XXX ... - X - X

①      ②      ③      ④      ⑤ ⑥ ⑦      ⑤ ⑥ ⑦      ⑧      ⑨

- ①流量 Flow: 45(HSSD5), 75(HSSD11)
- ②联数 Number of spools: 1-7
- ③安全阀设定压力 Relief valve set pressure: 150-250 bar
- ④进油口尺寸 Inlet port size: see table (1)
- ⑤控制方式 Control type: see table (2)
- ⑥阀杆类型 Spool function: see table (3)
- ⑦阀杆复位类型 Spool returning type: see table (4)
- ⑧工作油口尺寸 Work port size: see table (1)
- ⑨出油口尺寸 Outlet port size: see table (1)

• 表(1) Table (1)

BSP螺纹 BSP thread		公制螺纹 Metric thread		美标UNF螺纹 US standard UNF thread		美标NTP螺纹 US standard NTP thread	
代号 Code	螺纹尺寸 Thread size	代号 Code	螺纹尺寸 Thread size	代号 Code	螺纹尺寸 Thread size	代号 Code	螺纹尺寸 Thread size
G04	G1/4	M16	M16X1.5	U10	5/8-12UNF	N06	NPT3/8
G06	G3/8	M18	M18X1.5	U12	3/4-16UNF	N08	NPT1/2
G08	G1/2	M20	M20X1.5	U14	7/8-14UNF	N12	NPT3/4
G12	G3/4	M22	M22X1.5	U16	1-12UNF		

• 表(2) Table (2)

代号 Code	类型 Type	描述 Description	代号 Code	类型 Type	描述 Description
C1		标准手柄 Standard handle	C5		软轴 软轴标准长度1.5m, 可定制 Flexible cable (standard length 1.5m, customizable)
C2		手柄倒置180° Handle at 180°	C6		软轴+一控二手柄 软轴标准长度1.5m, 可定制 Joystick with cable (standard length 1.5m, customizable)
C3		无手柄 Handle at 180°	C7		气控 Pneumatic control
C4		一控二手柄 Joystick	C8		电液控 Electro-hydraulic control

• 表(3) Table (3)

代号 Code	阀杆类型 Spool type	描述 Description	代号 Code	阀杆类型 Spool type	描述 Description
ST1		3位, 双动作 3 positions, double acting	ST4		3位, 双动作, A口关, B口开 3 positions, double acting, A blocked, B open
ST2		3位, 双动作, AB口打开 3 positions, double acting, A & B open	ST5		3位, 单动作, A口开 3 positions, single acting in A, A open
ST3		3位, 双动作, A口开, B口关 3 positions, double acting, A open, B blocked	ST6		4位, 双动作, 第四位带浮动 4 positions, double acting with 4th floating position

• 表(4) Table (4)

代号 Code	类型 Type	描述 Description	代号 Code	类型 Type	描述 Description
D1		3位, 弹簧复位 3 positions, spring return	D6		4位, 弹簧复位, 四位 全定位 4 positions, spring return, detent in all 4 positions
D2		3位, 弹簧复位, AB定位 3 positions, spring return, detent in a and b	D7		3位, 弹簧复位, AB0定位 3 positions, spring return, detent in 0, a & b
D3		3位, 弹簧复位, A定位 3 positions, spring return, detent in a	D8		2位(0, b), 弹簧复位 2 positions(0, b), spring return
D4		3位, 弹簧复位, B定位 3 positions, spring return, detent in b	D9		2位(0, a), 弹簧复位 2 positions(0, a), spring return
D5		4位, 弹簧复位, 第4位定位 4 positions, spring return, detent in 4 th position			



# SD5 整体式多路换向阀

## Monoblock Directional Control Valve



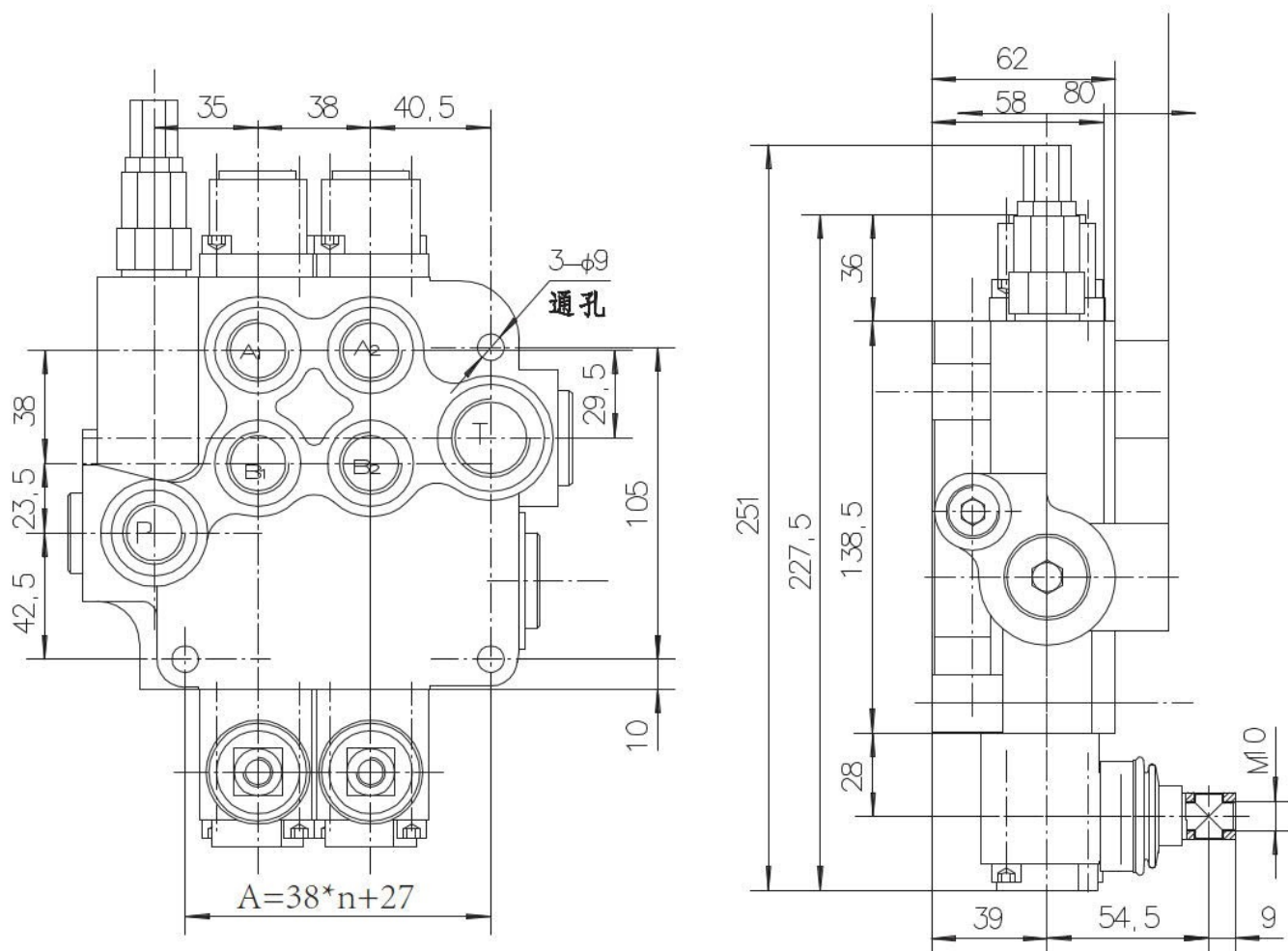
### 参数 Specifications

额定流量 Nominal flow rate		40 L/min	10.6 US GPM
最大工作压力 Operating pressure (max)		250 bar	3626 psi
	工作粘度范围 operating range	15 ~ 75 mm <sup>2</sup> /s	15 ~ 75 cst
粘度 Viscosity	最小 min	12 mm <sup>2</sup> /s	12 cst
	最大 max	400 mm <sup>2</sup> /s	400 cst
环境温度 Ambient temperature range		-40° ~ 80°C	-40° ~ 176°F
结构 Structure		整体式: 1~7 联 monoblock: 1~7 sections	

# SD5整体式多路换向阀

## Monoblock Directional Control Valve

外观尺寸图 Dimension



# SD11 整体式多路换向阀

## Monoblock Directional Control Valve



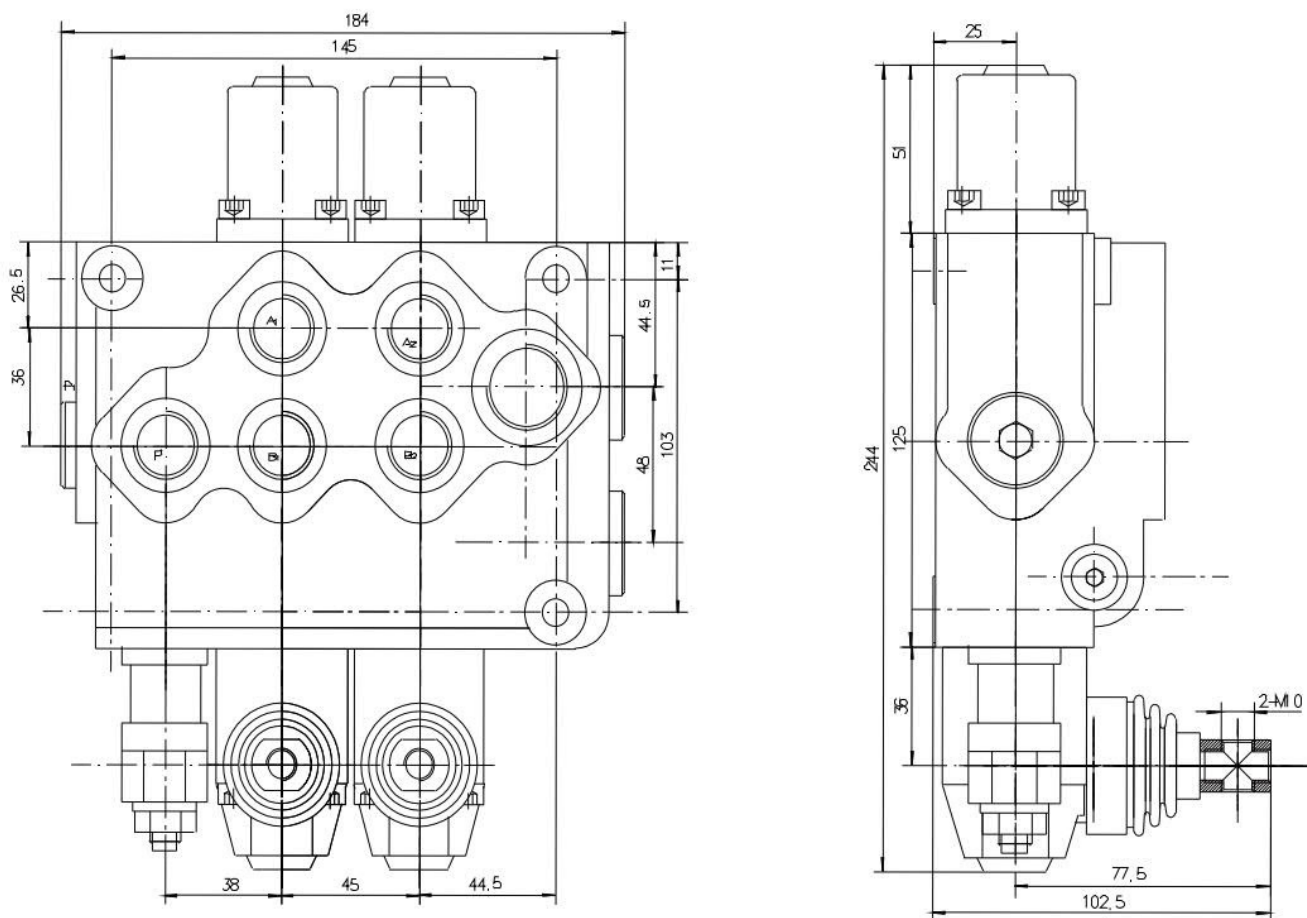
### 参数 Specifications

额定流量 Nominal flow rate		80 L/min	21 US GPM
最大工作压力 Operating pressure (max)		250 bar	3626 psi
	工作粘度范围 operating range	15 ~ 75 mm <sup>2</sup> /s	15 ~ 75 cst
粘度 Viscosity	最小 min	12 mm <sup>2</sup> /s	12 cst
	最大 max	400 mm <sup>2</sup> /s	400 cst
环境温度 Ambient temperature range		-40° ~ 80°C	-40° ~ 176°F
结构 Structure		整体式: 1~7 联 monoblock: 1~7 sections	

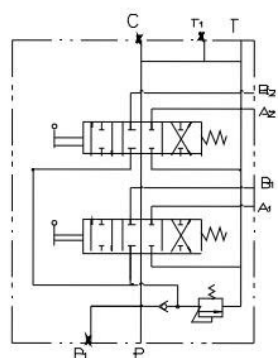
# SD11 整体式多路换向阀

## Monoblock Directional Control Valve

外观尺寸图 Dimension




液压原理图 Hydraulic Schema





HAN JIU



SD15系列多路换向阀


SD15 Series Directional Control Valve

SD15 系列多路换向阀是一种通用型分片式多路换向阀，具有价格低廉，性能稳定，通用性高等特点

- ☆ 控制方式：手控，软轴，气控，电液控，电磁控等
- ☆ 油路：并联
- ☆ 结构：分片式，1-10联

SD15 series are economical monoblock directional control valves with various applications and features of compact structure, stable performance, low price and high universality.

- ☆ Control type: manual, cable, pneumatic, electro-hydraulic, solenoid, etc.
- ☆ Circuit type: parallel
- ☆ Sectional structure, 1-10 sections



• 订货编号 | Ordering code

**SD15** XX - X - X - X - XXX - XXX ... - X - X

①    ②    ③    ④    ⑤⑥⑦    ⑤⑥⑦    ⑧    ⑨

- |  |  |
|--|--|
| <ul style="list-style-type: none"> <li>① 流量: 60</li> <li>② 联数: 1-12</li> <li>③ 安全阀设定压力: 150-250 bar</li> <li>④ 进油口尺寸: 见表(1)</li> <li>⑤ 控制方式: 见表(2)</li> <li>⑥ 阀杆类型: 见表(3)</li> <li>⑦ 阀杆复位类型: 见表(4)</li> <li>⑧ 工作油口尺寸: 见表(1)</li> <li>⑨ 出油口尺寸: 见表(1)</li> </ul> | <ul style="list-style-type: none"> <li>① Nom. flow: 60</li> <li>② Number of spools: 1-12</li> <li>③ Relief valve set pressure: 150-250 bar</li> <li>④ Inlet port size: see table (1)</li> <li>⑤ Control type: see table (2)</li> <li>⑥ Spool function: see table (3)</li> <li>⑦ Spool returning type: see table (4)</li> <li>⑧ Work port size: see table (1)</li> <li>⑨ Outlet port size: see table (1)</li> </ul> |
|--|--|

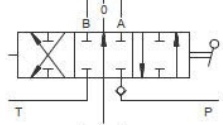
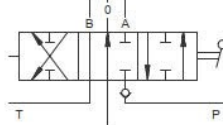
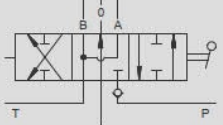
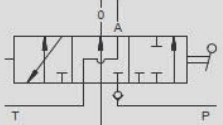
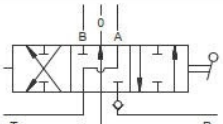
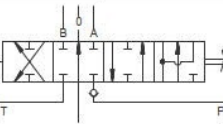
• 表(1) Table (1)

BSP螺纹 BSP thread		公制螺纹 Metric thread		美标UNF螺纹 US standard UNF thread		美标NTP螺纹 US standard NTP thread	
代号 Code	螺纹尺寸 Thread size	代号 Code	螺纹尺寸 Thread size	代号 Code	螺纹尺寸 Thread size	代号 Code	螺纹尺寸 Thread size
G04	G1/4	M16	M16X1.5	U10	5/8-12UNF	N06	NPT3/8
G06	G3/8	M18	M18X1.5	U12	3/4-16UNF	N08	NPT1/2
G08	G1/2	M20	M20X1.5	U14	7/8-14UNF	N12	NPT3/4
G12	G3/4	M22	M22X1.5	U16	1-12UNF		

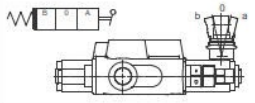
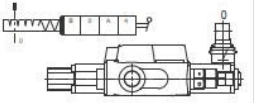
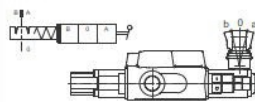
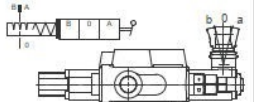
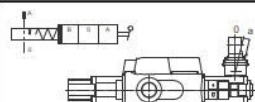
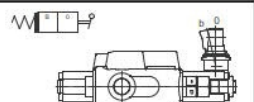
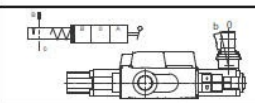
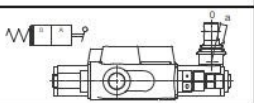
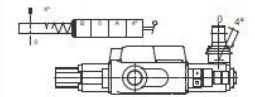
• 表(2) Table (2)

代号 Code	类型 Type	描述 Description	代号 Code	类型 Type	描述 Description
C1		标准手柄 Standard handle	C5		软轴 软轴标准长度1.5m, 可定制 Flexible cable (standard length 1.5m,customizable)
C2		手柄倒置180° Handle at 180°	C6		软轴+一控二手柄 软轴标准长度1.5m, 可定制 Joystick with cable(standard length 1.5m,customizable)
C3		无手柄 Handle at 180°	C7		气控 Pneumatic control
C4		一控二手柄 Joystick	C8		电液控 Electro-hydraulic control


• 表(3) Table (3)

代号 Code	阀杆类型 Spool type	描述 Description	代号 Code	阀杆类型 Spool type	描述 Description
ST1		3 位, 双动作 3 positions, double acting	ST4		3 位, 双动作, A口关, B口开 3 positions, double acting, A blocked, B open
ST2		3 位, 双动作, AB口打开 3 positions, double acting, A & B open	ST5		3 位, 单动作, A口开 3 positions, single acting in A, A open
ST3		3 位, 双动作, A口开, B口关 3 positions, double acting, A open, B blocked	ST6		4 位, 双动作, 第四位带浮动 4 positions, double acting with 4th floating position

• 表(4) Table (4)

代号 Code	类型 Type	描述 Description	代号 Code	类型 Type	描述 Description
D1		3 位, 弹簧复位 3 positions, spring return	D6		4 位, 弹簧复位, 四位 全定位 4 positions, spring return, detent in all 4 positions
D2		3 位, 弹簧复位, AB定位 3 positions, spring return, detent in a and b	D7		3 位, 弹簧复位, AB0定位 3 positions, spring return, detent in 0, a & b
D3		3 位, 弹簧复位, A定位 3 positions, spring return, detent in a	D8		2 位(0, b), 弹簧复位 2 positions(0, b), spring return
D4		3 位, 弹簧复位, B定位 3 positions, spring return, detent in b	D9		2 位(0, a), 弹簧复位 2 positions(0, a), spring return
D5		4 位, 弹簧复位, 第4位定位 4 positions, spring return, detent in 4th position			

## SD15分片式多路换向阀 Sectional Directional Control Valve



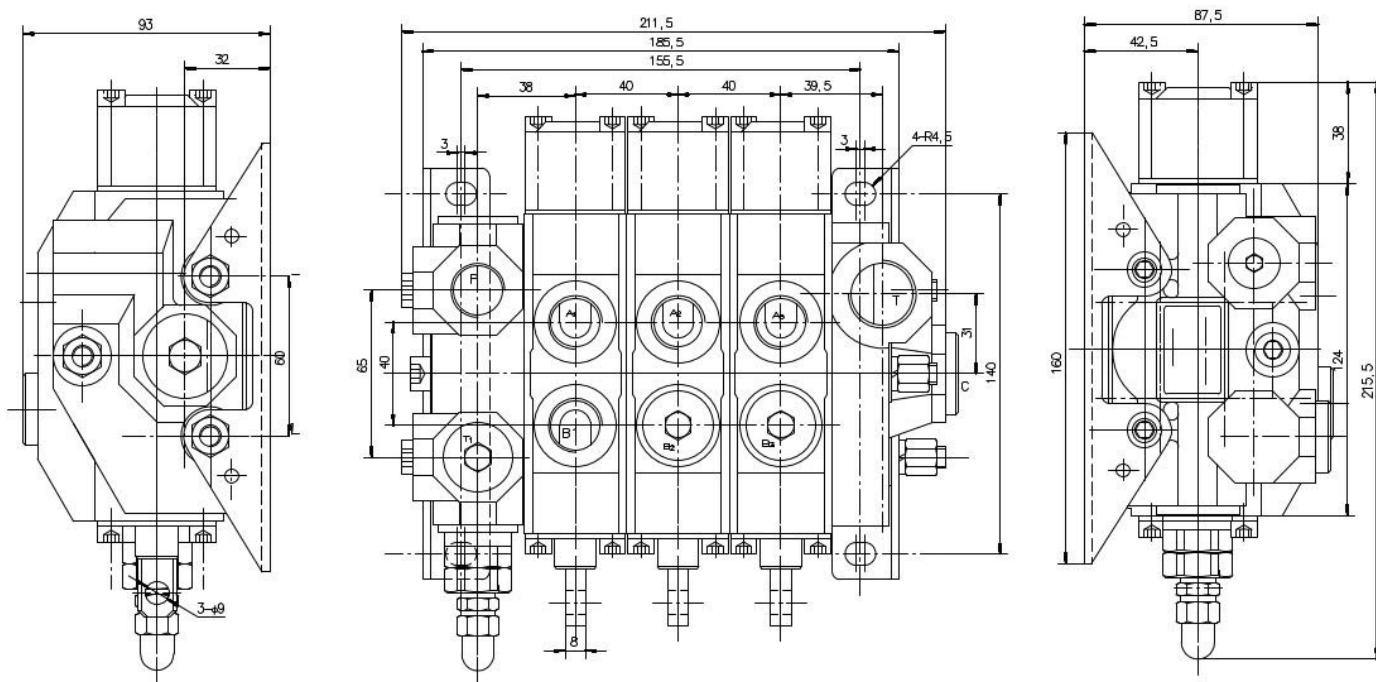
### 参数 Specifications

额定流量 Nominal flow rate		60 L/min	15.8 US GPM
最大工作压力 Operating pressure (max)		250 bar	3626 psi
	工作粘度范围 operating range	15 ~ 75 mm <sup>2</sup> /s	15 ~ 75 cst
粘度 Viscosity	最小 min	12 mm <sup>2</sup> /s	12 cst
	最大 max	400 mm <sup>2</sup> /s	400 cst
环境温度 Ambient temperature range		-40° ~ 80°C	-40° ~ 176°F
结构 Structure		分片式: 1~10 联 Sectional: 1~10 sections	

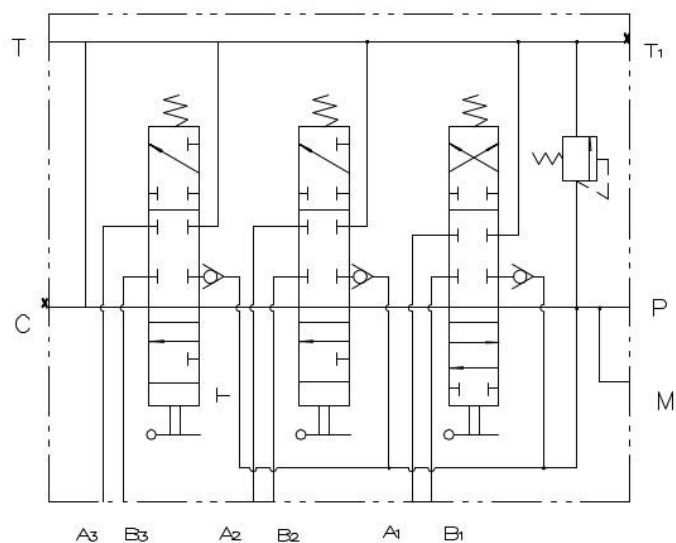


# SD15分片式多路换向阀 Sectional Directional Control Valve

外观尺寸图 Dimension




液压原理图 Hydraulic Schematic





HAN JIU




HDCF系列多路换向阀

HDCF Series Directional Control Valve

HDCF系列电磁多路换向阀由我司单独研发，内置单向液压锁。可应用于农业机械，环卫车辆，工程机械等的液压系统

HDCF series valve is developed independently by HANJIU, it can be used in agricultural, sanitation, and construction machines, with a built-in single direction lock and anti-pollution direct-action relief valve.



### 参数 Specifications

型号 Model	HDCF 50
公称通径 Nom. Dia.	6mm
额定流量 Rated flow	40 L/min
工作压力 Working pressure	20Mpa
许用背压 Allowed back pressure	3Mpa
工作油温 Oil Temp.	-20~80℃

### 订货编号 Ordering code

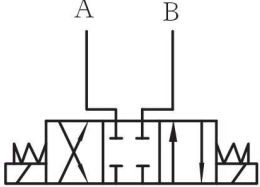
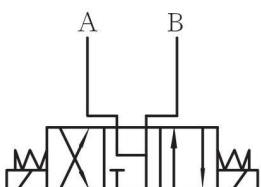
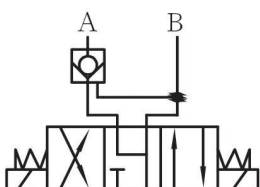
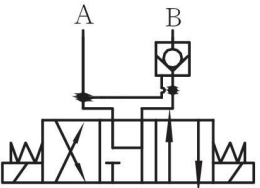
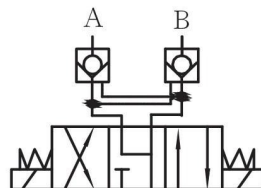
**HDCF 50- X - X X - X X - X X ... - X X X**  
 ① ② ③④ ⑤⑥ ⑤⑥ ⑦⑧⑨

- ① 额定流量 Rated flow : 50L/min
- ② 联数 Number of spools: 1-12
- ③ 进油口尺寸 Inlet port size : 见表(1) see table (1)
- ④ 安全阀设定压力 Relief valve set pressure: 150-250 bar
- ⑤ 滑阀机能 Spools type: 见表(2) see table (2)
- ⑥ 工作油口尺寸 Work port size: 见表 (1)see table (1)
- ⑦ 电磁线圈类型 Solenoid type: 见表 (3)see table (3)
- ⑧ 控制电压 Voltage: 12V, 24V
- ⑨ 出油口尺寸 Outlet port size: 见表(1) see table (1)

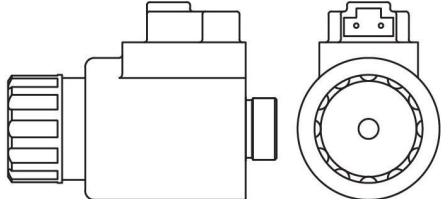
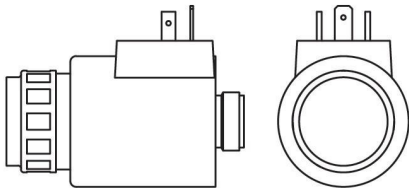
•表(1) Table (1)

BSP螺纹 BSP thread		公制螺纹 Metric thread		美标UNF螺纹 US standard UNF thread		美标NTP螺纹 US standard NTP thread	
代号 Code	螺纹尺寸 Thread size	代号 Code	螺纹尺寸 Thread size	代号 Code	螺纹尺寸 Thread size	代号 Code	螺纹尺寸 Thread size
G06	G3/8	M18	M18X1.5	U10	5/8-18UNF	N06	NPT3/8
G08	G1/2					N08	NPT1/2

•表(2) Table (2)

代号 Code	阀杆机能 Description	代号 Code	阀杆机能 Description	代号 Code	阀杆机能 Description
O		Y		YSA	
YSB		YS2			

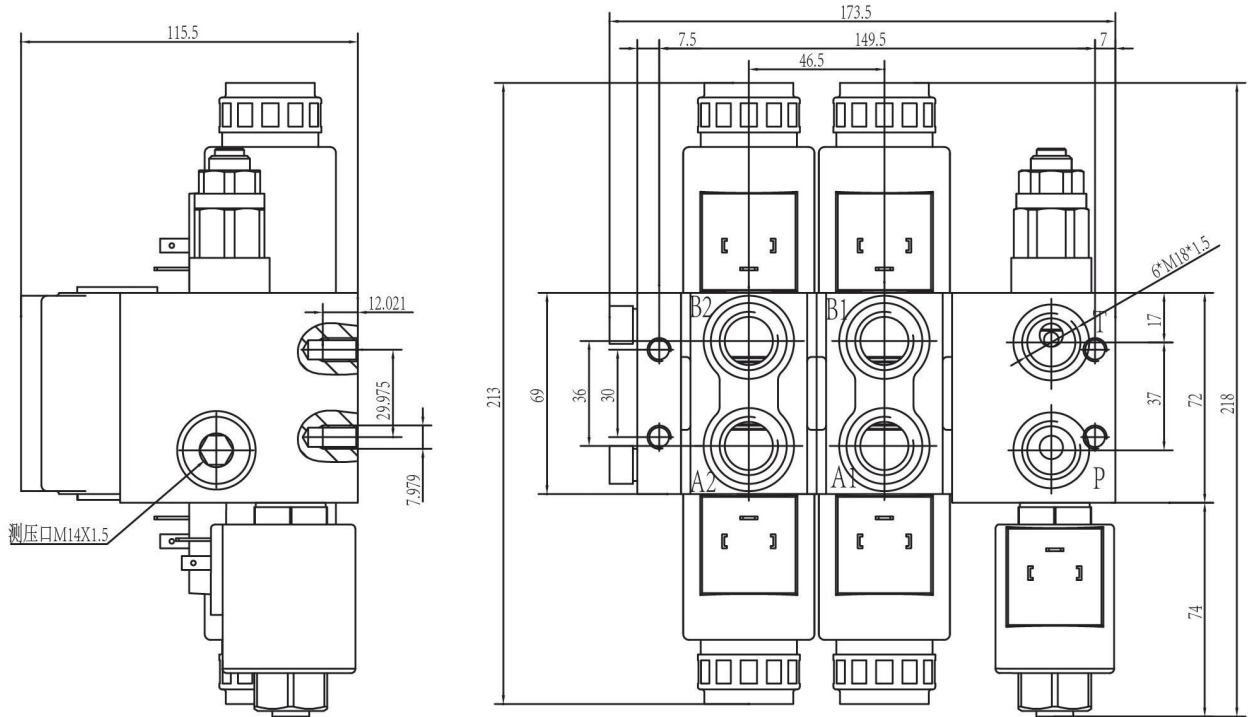
•表(3) Table (3)

代号 Code	电磁线圈接头 Solenoid type	描述 Description
S1		2插头, 防水 2 pin water-proof
S2		3插头 3 pin

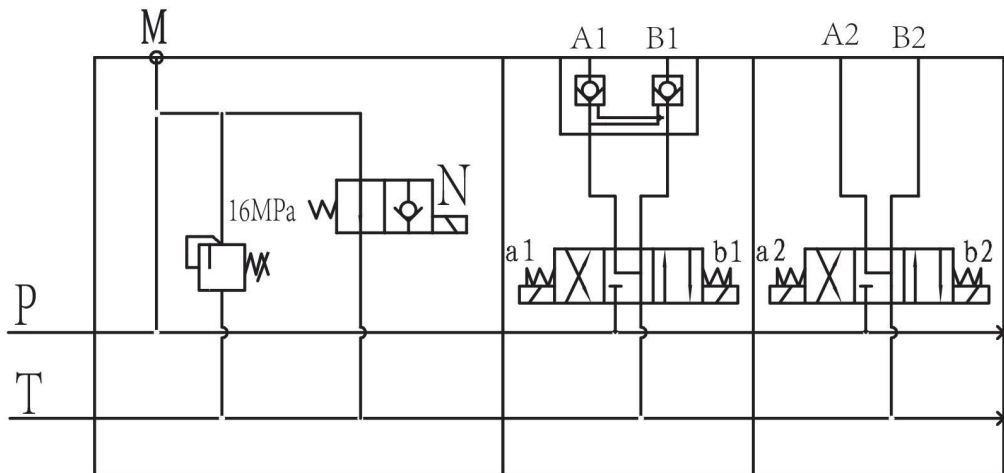
# HDCF50分片式多路换向阀

## HDCF solenoid directional valve

外观尺寸图 Dimension



液压原理图 Hydraulic schema





HAN JIU



HSV系列多路换向阀

HSV Series Directional Control Valve

HSV6系列选流阀可以实现在不同流量压力的油路之间切换。可以连接多路换向阀，从而把油路输入或者输出到不同设备。还可以连接油泵，把液压油引向2个不同油路。

HSV6 series selector valve is capable of switching from one circuit to another at a variety of flows and pressures. It can be connectd to the service ports of a directional control valve and used to direct service line flow to and from either of two separte devices. It can also be connected to a pump and direct the flow to either one of two different circuits.

- ☆ 可并联，最多3联（A,B型）  
Stack up to 3 sections (A,B type)
- ☆ 12V/24V直流可选  
12V/24V DC optional
- ☆ 3插头、防水2插头可选  
3-pin or 2-pin water-proof plug optional



### 参数 Specifications

最大流量 Max flow	50L/min
公称压力 Rated pressure	25Mpa
油温范围 Oil temp range	-20~80℃

### • 订货编号 | Ordering code

**HSV6- X - X - X - X**  

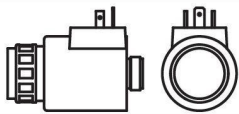
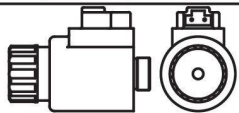
①
②
③
④
⑤

- ①系列号 Series code
- ②A,B,C型号 Model type
- ③ 联数 Number of sections: 1-3 (并联仅适用于A,B型 Model A,B available for stack)
- ④油口尺寸 Oil port size: 见表1 see table (1)
- ⑤电磁接头类型 Solenoid type: 见表2 see table (2)

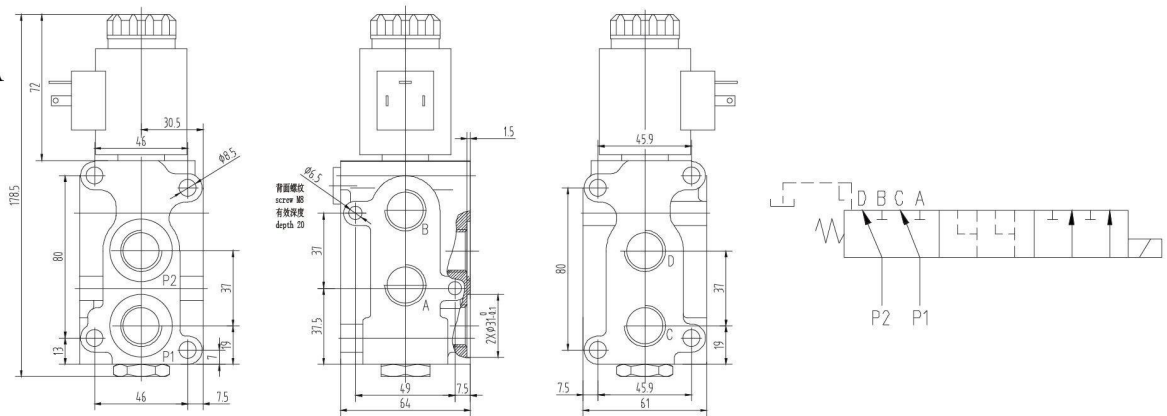
### • 表(1) Table (1)

代号 Code	螺纹尺寸 Port thread size
P1	G1/2
P2	G3/8
P3	7/8-14UNF

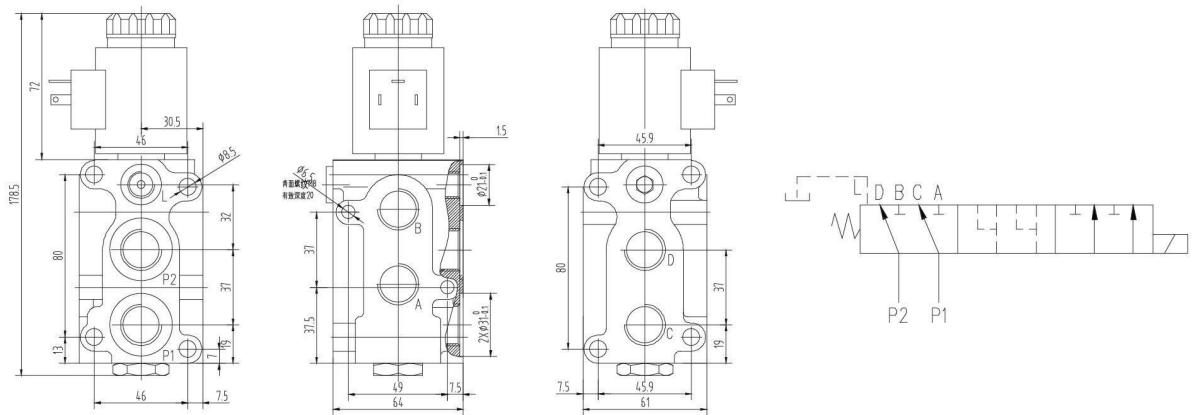
•表(2) Table (2)

代号 Code	电压 Voltage	电磁线圈接头 Solenoid type	描述 Description
S1	12V DC		3 插头 3 pin
S2	24V DC		
S3	12V DC		2 插头, 防水 2 pin water-proof
S4	24V DC		

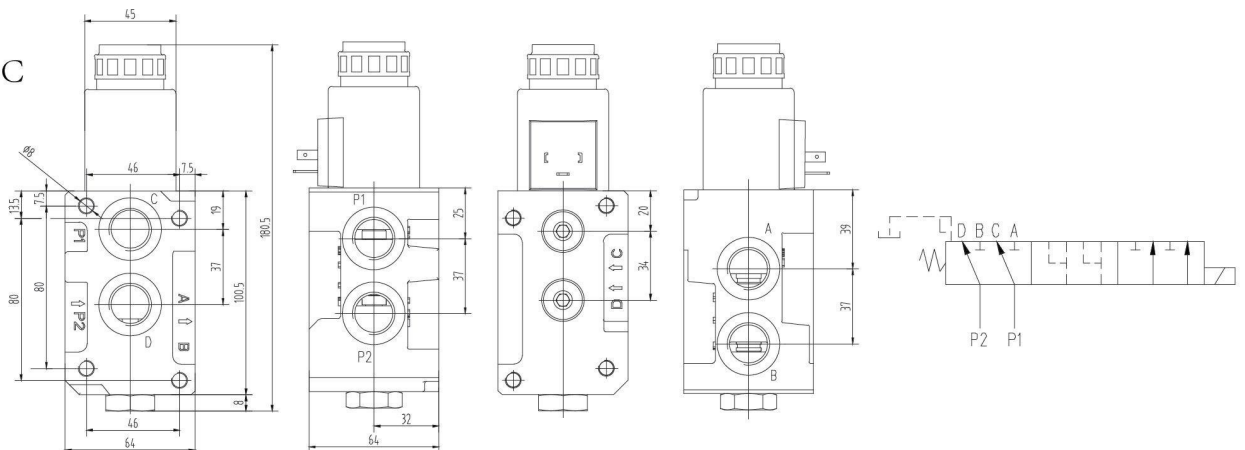
• A型 Model A



• B型 Model B



• C型 Model C






## HSGK 剪叉式高空作业车电磁控制阀

### HSGK solenoid valve for Electric Scissor Lifts

HSGK系列专用于剪叉式高空作业平台，具有结构紧凑，安装方便，高安全性的特点。HSGK阀将举升功能与行走功能互锁，提高使用安全性；转向与行走的流量分配采用定压差阀控制，使整车具有良好的动作协调性；集成可调节平衡阀，克服了坡道驻车后启动溜车及下坡行走不顺畅的缺陷。HSGK阀具有快慢速切换功能，方便用户选择。

HSGK series solenoid valve is specially designed for electric scissor lifts, with the features of compact structure, easy to install and high safety. Lifting function and walking function are separately arranged to ensure safety. Constant pressure difference valve controls the flow distribution to steering and walking, the action coordination is well ensured. A built-in adjustable counterbalance valve prevents the defect of un-smooth during start or down hill. A fast/slow switch is also include.

- ☆ 12V/24V直流可选                      ☆ 12V/24V DC optional
- ☆ 3插头、防水2插头可选           ☆ 3-pin or 2-pin water-proof plug optional

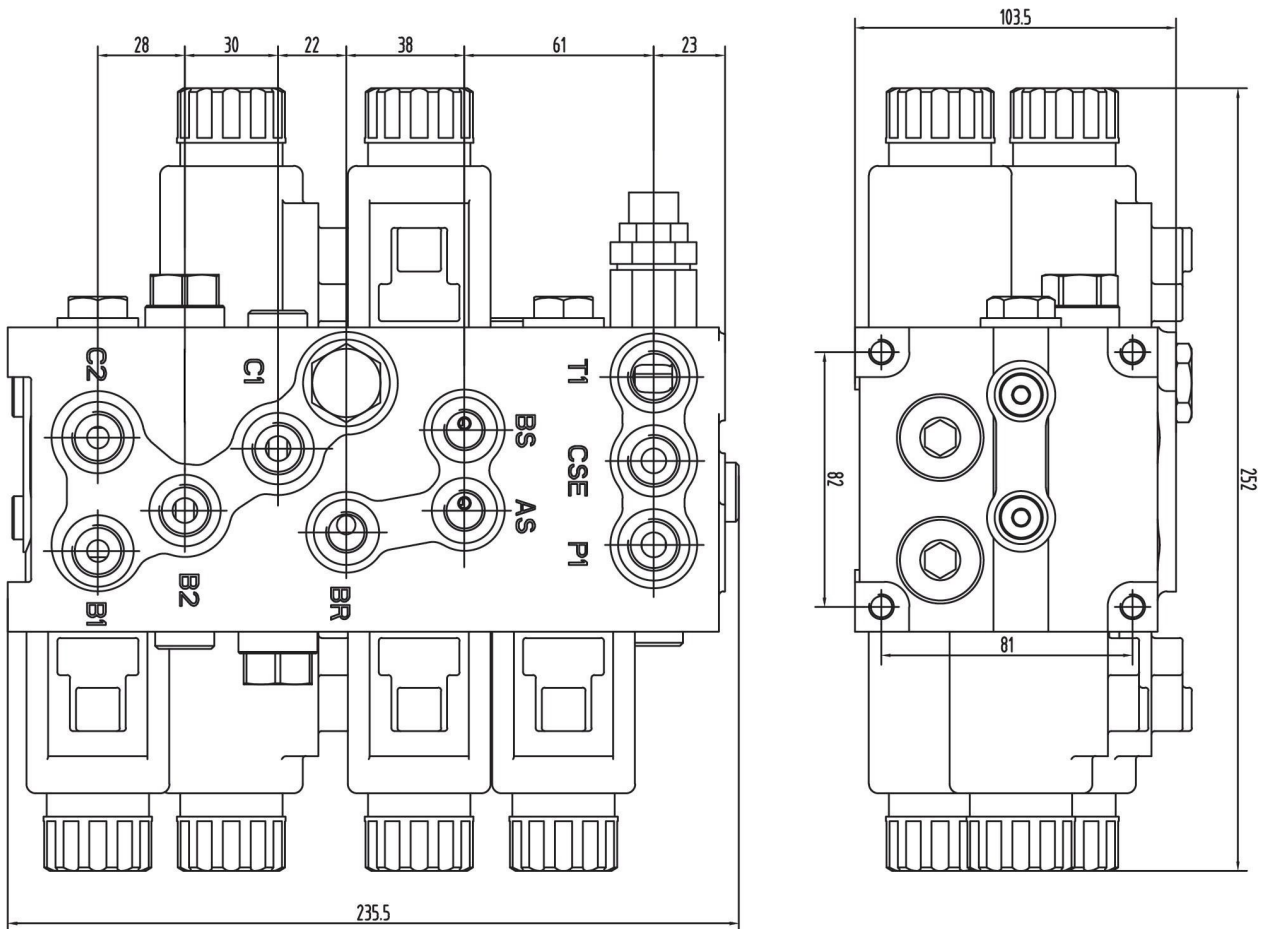


### 参数 Specifications

最大流量 Max flow	40L/min
公称压力 Rated pressure	24Mpa
油温范围 Oil temp range	-20~80℃

# HSGK 剪叉式高空作业车电磁控制阀 HSGK solenoid valve for Electric Scissor Lifts

## 外形图 Dimension





HAN JIU



ZT系列多路换向阀

ZT Series Directional Control Valve

ZT12是一种用途广泛的中压力整体式多路换向阀

ZT12 is an economical monoblock valve with wide application and middle range working pressure.

- ☆ 内置单向阀，防止液压油回流  
Built-in check valve: to prevent oil from backflow
- ☆ 控制方式有手控，软轴，一控二等  
Control type: manual, joystick, cable, etc.
- ☆ 结构：整体式1-7联  
Monoblock structure, 1-7 sections



## 参数 Specifications

型号 Model	ZT12
额定流量 Rated flow	40L/min
工作压力 Working pressure	20Mpa
公称通径 Nom. Dia.	12mm

## • 订货编号 | Ordering code

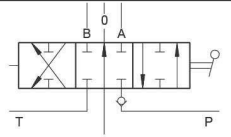
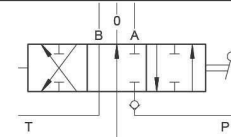
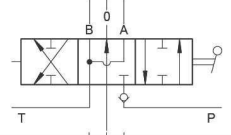
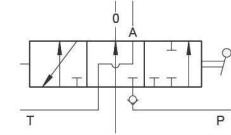
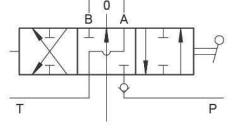
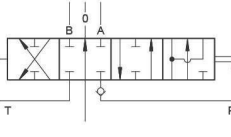
**ZT 12 - X - X - X - X X X - X X X ... - X - X**  
 ①    ②    ③    ④    ⑤ ⑥ ⑦    ⑤ ⑥ ⑦    ⑧    ⑨

- ① 公称通径 Nom. diameter: 12
- ② 联数 Number of sections: 1-7
- ③ 安全阀设定压力 Relief valve set pressure: 150-250 bar
- ④ 进油口尺寸 Oil port size: 见表 (1) see table (1)
- ⑤ 控制方式 Control type: S(手控 manual), J(一控二 joystick), C(软轴 Cable)
- ⑥ 滑阀机能 Spool type: 见表(2) See table (2)
- ⑦ 阀杆复位形式 Spool return type: 见表(3) See table (3)
- ⑧ 工作油口尺寸 Work port size: 见表(1) See table (1)
- ⑨ 回油口尺寸 Outlet port size: 见表(1) See table (1)

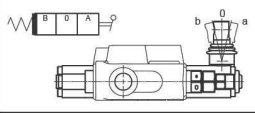
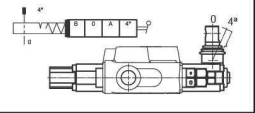
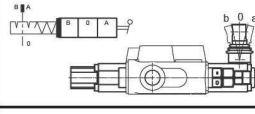
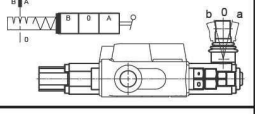
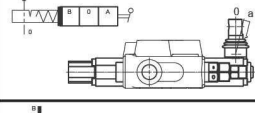
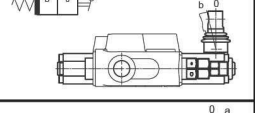
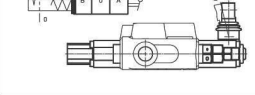
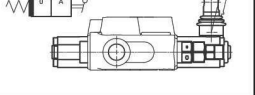
表(1) Table (1)

BSP螺纹 BSP thread		公制螺纹 Metric thread		美标UNF螺纹 US standard UNF thread		美标NTP螺纹 US standard NTP thread	
代号 Code	螺纹尺寸 Thread size	代号 Code	螺纹尺寸 Thread size	代号 Code	螺纹尺寸 Thread size	代号 Code	螺纹尺寸 Thread size
G06	G3/8	M16	M16X1.5	U10	5/8-18UNF	N06	NPT3/8
G08	G1/2	M18	M18X1.5	U12	3/4-16UNF	N08	NPT1/2
		M20	M20X1.5	U16	1-12UNF	N12	NPT3/4
		M22	M22X1.5				

表(2) Table (2)

代号 Code	阀杆类型 Spool type	描述 Description	代号 Code	阀杆类型 Spool type	描述 Description
ST1		3位, 双动作 3 positions, double acting	ST4		3位, 双动作, B口打开, A堵死 3 positions, double acting, B open, A blocked
ST2		3位, 双动作, A, B打开 3 positions, double acting, A & B open	ST5		3位, 单动作, B打开 3 positions, single acting in A, A open
ST3		3位, 双动作, A口打开, B堵死 3 positions, double acting, A open, B blocked	ST6		4位, 双动作, 第4位浮动 4 positions, double acting with 4th floating position

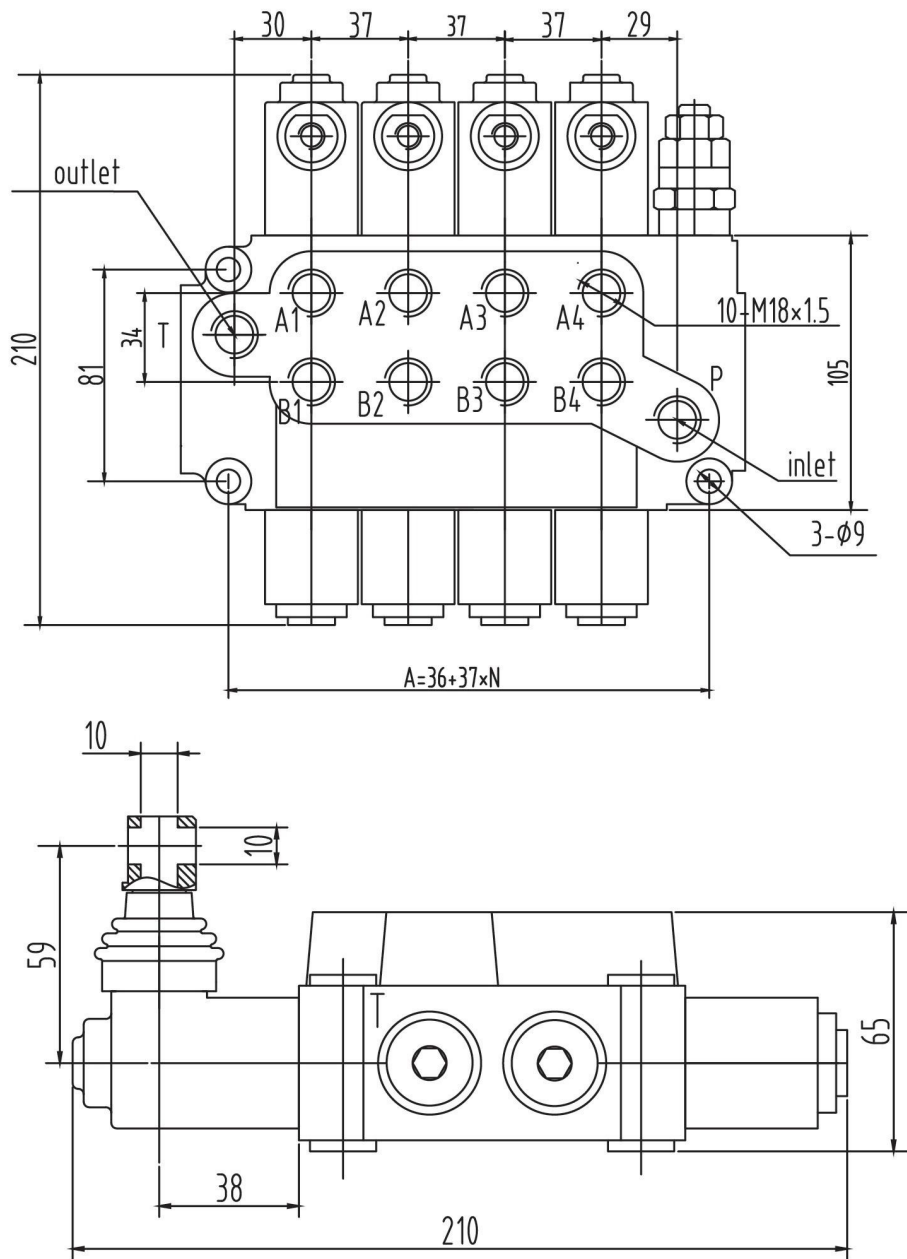
表(3) Table (3)

代号 Code	类型 Type	描述 Description	代号 Code	类型 Type	描述 Description
D1		3位, 弹簧复位 3 positions, spring return	D5		4位, 弹簧复位, 第4位定位 4 positions, spring return, detent in 4th position
D2		3位, 弹簧复位, AB定位 3 positions, spring return, detent in a and b	D6		3位, 弹簧复位, AB0定位 3 positions, spring return, detent in 0, a & b
D3		3位, 弹簧复位, A定位 3 positions, spring return, detent in a	D7		2位(0, b), 弹簧复位 2 positions(0, b), spring return
D4		3位, 弹簧复位, B定位 3 positions, spring return, detent in b	D8		2位(0, a), 弹簧复位 2 positions(0, a), spring return

# ZT12 整体式多路换向阀


## Monoblock Directional Control Valve

外观尺寸图 Dimension





HAN JIU



CDB系列多路换向阀

CDB Series Directional Control Valve

CDB15系列多路阀内置了稳流阀，可以为转向系统提供稳定的流量。具有功能全、性能稳定、结构紧凑、易于维护等特点，适用于小吨位叉车、装载机、挖掘机、环卫机械等的液压系统中。

CDB15 series valve has a built-in flow steady valve to supply constant flow for steering function. Designed for small forklift, loader, excavator and sanitation machines.

- ☆ 内置稳流阀，为转向系统提供稳定流量  
Built-in flow steady valve
- ☆ 每一联内置单向阀，防止倒流  
Check valve in each section to prevent back-flow
- ☆ 带有阀杆自锁功能，防止门架倾斜时的振动，并可防止熄火后叉车门架倾斜造成安全隐患  
Spool auto lock to ensure safety after power off
- ☆ 选装阀：工作油片可选装过载阀、补油阀  
Secondary auxiliary valve for work section
- ☆ 结构：分片式，1-10联  
Structure: sectional 1-10 sections
- ☆ 阀杆类型：A,O,Y,Q等可选  
Spool type: A,O,Y,Q,etc



## 参数 Specifications

公称流量 Rated flow	80L/min
公称压力 Rated pressure	20Mpa
公称通径 Nom. Diameter	15mm
分流流量 Dividing flow.	8-12L/min
分流安全阀压力 Dividing flow valve pressure	9Mpa

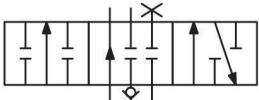
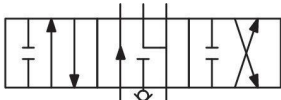
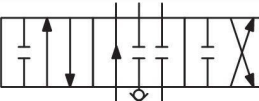
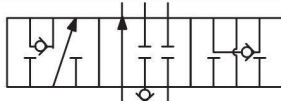
## • 订货编号 | Ordering code

1 - 2 3 - 4 5 6 7 - 4 5 6 7 - ..... - 8 - 9 10

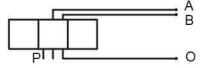
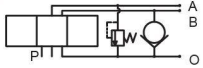
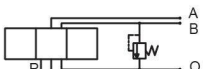
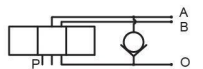

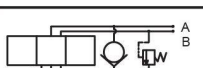

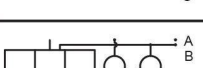
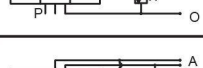
- ① CDB 系列 series
- ⑥ 选装过载阀设定压力 Auxiliary overload valve pressure: 150-200 bar
- ② 压力等级 Pressure grade F: 20mpa
- ⑦ 阀杆复位形式 Spool return type: 见表 (3) see table (3)
- ③ 公称通径 Nom. diameter: 15
- ⑧ 分流流量 Dividing flow: 8-16
- ④ 滑阀机能 Spool type: 见表 (1) see table (1)
- ⑨ P,T 油口尺寸 port size: 见表 (4) see table (4)
- ⑤ 选装阀 Auxiliary valve: 见表 (2) see table (2)
- ⑩ A,B 油口尺寸: 见表 (4) see table (4)



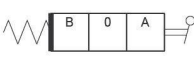
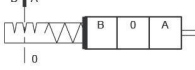

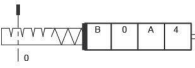
表(1) Table (1)

滑阀机能 Spool Type	代号 Code	机能符号 Symbo	滑阀机能 Spool Type	代号 Code	机能符号 Symbo
A	A		Y	Y	
O	O		M	M	

表(2) Table (2)

代号 Code	液压符号 Symbol	辅助阀 Auxiliary valve		代号 Code	液压符号 Symbol	辅助阀 Auxiliary valve	
		A port	B port			A port	B port
N/A		无 no	无 no	5		过载阀 overload valve	补油阀 anti-cavitation valve
1		无 no	过载阀 overload valve	6		补油阀 anti-cavitation valve	无 no
2		无 no	补油阀 anti-cavitation valve	7		补油阀 anti-cavitation valve	过载阀 overload valve
3		过载阀 overload valve	无 no	8		补油阀 anti-cavitation valve	补油阀 anti-cavitation valve
4		过载阀 overload valve	过载阀 overload valve				

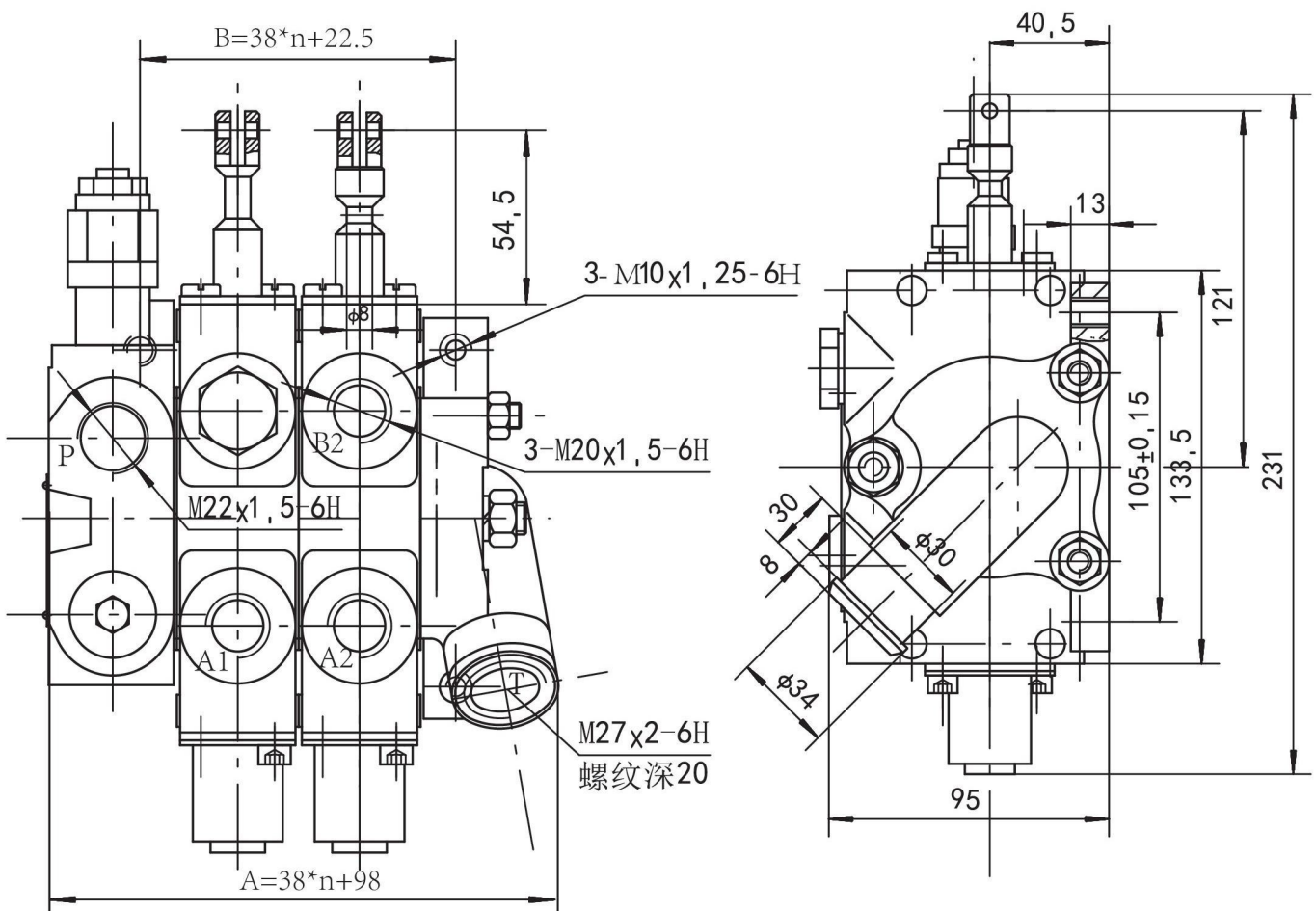
表(3) Table (3)

代号 Code	阀杆复位方式 Spool return type	液压符号 Symbol	代号 Code	阀杆复位方式 Spool return type	液压符号 Symbol
T1	3位弹簧复位 3 positions, spring return		W1	3位全钢球定位 3 positions, all detent	
T2	3位弹簧复位, 第4位钢球定位 4 positions, 1-3 spring return, 4th detent		S	4位全钢球定位 4 positions, all detent	

•表(4) Table (4)


代号 Code	油口 Port 尺寸 Size	A, B	P, T
M18	M18*1.5	√	
M20	M20*1.5	√	
M22	M22*1.5		√
G06	G3/8	√	√
G08	G1/2	√	√

外观尺寸图 Dimension





HAN JIU



DF系列多路换向阀

DF Series Directional Control Valve

DF 系列多路换向阀可广泛应用于农用机械，具有压力损失低、可靠性高、便于安装和维护等特点。

DF series directional control valve is specially design ed for agricultural machines, with the features of low pressure-lose, high reliabil ity, easy to install and maintain.

- ☆ 每一联带单双向调节阀，可用于连接单/双向油缸  
Single/doubl e acting switch in each work section, available to connect single or doubl e acting cylind er.
- ☆ 每一联内置单向阀  
Single direction valve in each work section.
- ☆ 多种阀杆类型，可以连接油缸、马达等  
Multiple spool type for cylind er, motor, etc.
- ☆ 结构：DF50整体式：1-3联  
          DF80整体式：3联，分片式：1-10联  
Structure: DF50: monobloc k: 1-3 sections,  
DF80: monobloc k: 3 sections, sectiona l: 1-10 sections



### 参数 Specifications

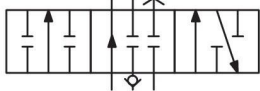
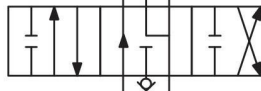
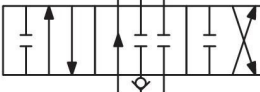
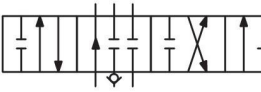
型号 Model	DF50	DF80
流量 flow	50L/min	80L/min
公称压力 Rated pressure	16Mpa	16Mpa
最大压力 Max pressure.	20Mpa	20Mpa

### 订货编号 | Ordering code

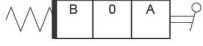
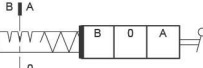
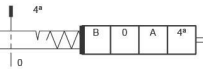
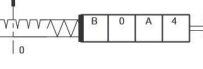
$$\frac{DF}{\textcircled{1}} \frac{X}{\textcircled{2}} \frac{XX}{\textcircled{3}} - \frac{X}{\textcircled{4}} \frac{X}{\textcircled{5}} - \frac{X}{\textcircled{4}} \frac{X}{\textcircled{5}} - \dots - \frac{X}{\textcircled{6}} \frac{X}{\textcircled{7}}$$

- ①DF 系列 Series code
- ②联数 Number of sections
- ③流量 Flow : 50, 80
- ④滑阀机能 Spool type: 见表 (1) see table (1)
- ⑤阀杆复位形式 Spool return type: 见表 (2) see table (2)
- ⑥P,T 油口尺寸 P,T port size: 见表 (3) see table (3)
- ⑦A,B 油口尺寸 A,B port size: 见表 (3) see table (3)

表(1) Table (1)

滑阀机能 Spool Type	代号 Code	机能符号 Symbo	滑阀机能 Spool Type	代号 Code	机能符号 Symbo
A	A		Y	Y	
O	O		Q	Q	

表(2) Table (2)

代号 Code	阀杆复位方式 Spool return type	液压符号 Symbol	代号 Code	阀杆复位方式 Spool return type	液压符号 Symbol
T1	3位弹簧复位 3 positions, spring return		W1	3位全钢球定位 3 positions, all detent	
T2	3位弹簧复位, 第4位钢球定位 4 positions, 1-3 spring return, 4th detent		S	4位全钢球定位 4 positions, all detent	

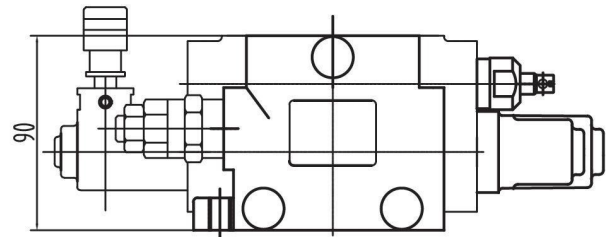
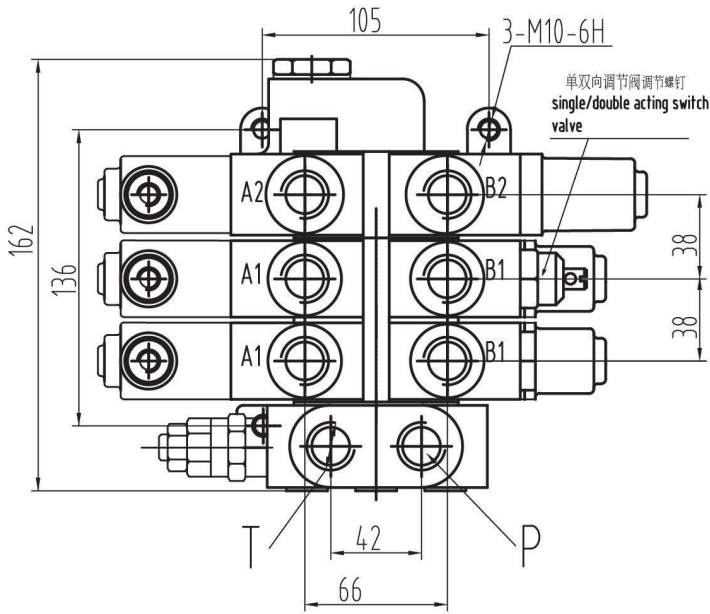
表(3) Table (3)

代号 Code	油口 Port 尺寸 Size	DF50		DF80		
		A,B	P,T	A,B	P	T
M18	M18*1.5	√				
M20	M20*1.5	√				
M22	M22*1.5		√	√		
M27	M27*2				√	
M06	G3/8					√
G08	G1/2	√	√	√		
G12	G3/4				√	√

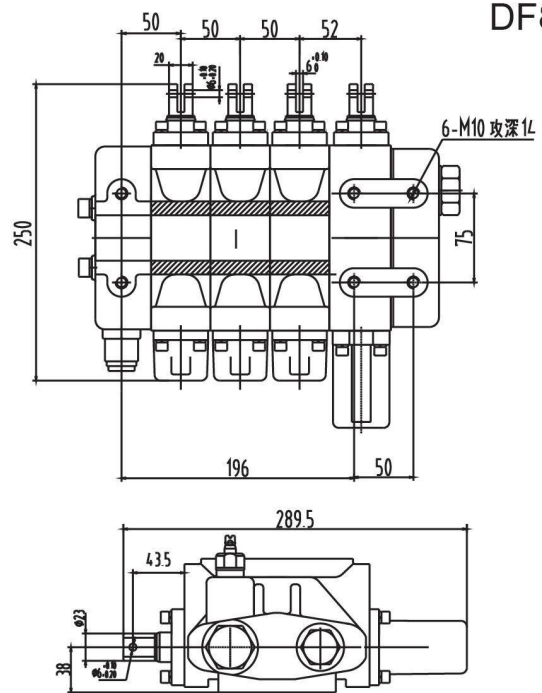
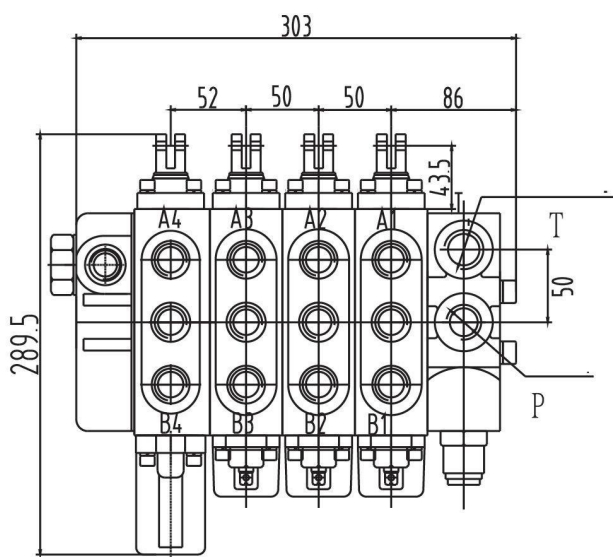
# DF 多路换向阀 Directional Control Valve

## 外观尺寸图 Dimension

DF50



DF80





HAN JIU



DFS系列多路换向阀

DFS Series Directional Control Valve

DFS 系列是一种由我司特别设计的多路换向阀，在DF的基础上增加了内置液压锁，有效防止了在升举动作中的静沉降问题。

DFS series directional control valve is a special model designed by my company , it has a built-in single direction valve to prevent the statiback flow of lift movement.

☆ 内置液压锁防止静沉降

Built-in single direction valve to prevent static drop

☆ 每一联带单双向调节阀，可用于连接单/双向油缸

Single/double acting switch in each work section, available to connect single or double acting cylinder.

☆ 每一联内置单向阀

Single direction valve in each work section

☆ 结构：DF50S整体式：1-3联，分片式：1-10联

DF80S整体式：3联，分片式：1-10联

Structure: DF50S: monoblock: 1-3 sections. sectional: 1-10 sections

DF80S: monoblock: 3 sections, sectional: 1-10 sections



### 参数 Specifications

型号 Model	DF50S	DF80S
流量 flow	50L/min	80L/min
公称压力 Rated pressure	16Mpa	16Mpa
最大压力 Max pressure.	20Mpa	20Mpa

### 订货编号 | Ordering code

$\overline{\text{DF}} \ \overline{\text{X}} \ \overline{\text{XX}} \ \overline{\text{S}} - \overline{\text{X}} \ \overline{\text{X}} - \overline{\text{X}} \ \overline{\text{X}} - \dots - \overline{\text{X}} \ \overline{\text{X}}$   
 ① ② ③ ④ ⑤ ⑥ ⑤ ⑥ ⑦ ⑧

①DF 系列 Series code

②联数 Number of sections

③流量 Flow: 50, 80

④S: 液压锁 single direction valve

⑤滑阀机能 Spool type: 见表 (1) see table (1)

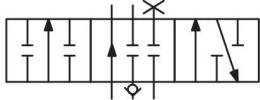
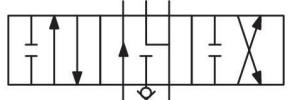
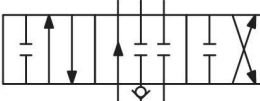
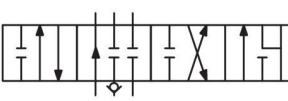
⑥阀杆复位形式 Spool return type: 见表 (2) see table (2)

⑦P,T 油口尺寸 P,T port size: 见表 (3) see table (3)

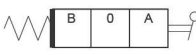
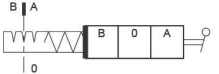
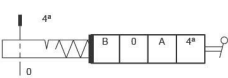
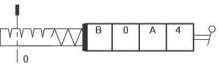
⑧A,B 油口尺寸 A,B port size: 见表 (3) see table (3)



表(1) Table (1)

滑阀机能 Spool Type	代号 Code	机能符号 Symbo	滑阀机能 Spool Type	代号 Code	机能符号 Symbo
A	A		Y	Y	
O	O		Q	Q	

表(2) Table (2)

代号 Code	阀杆复位方式 Spool return type	液压符号 Symbol	代号 Code	阀杆复位方式 Spool return type	液压符号 Symbol
T1	3位弹簧复位 3 positions, spring return		W1	3位全钢球定位 3 positions, all detent	
T2	3位弹簧复位, 第4位钢球定位 4 positions, 1-3 spring return, 4th detent		S	4位全钢球定位 4 positions, all detent	

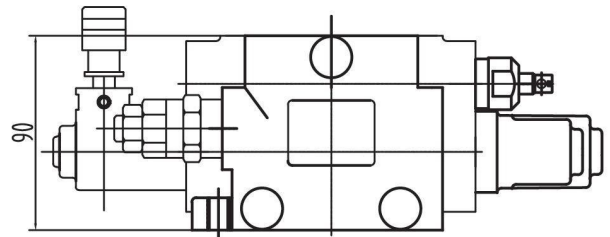
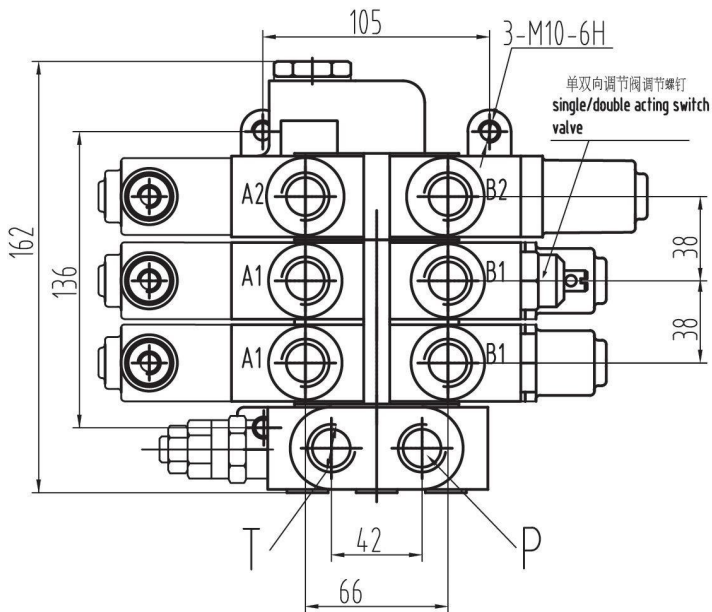
表(3) Table (3)

代号 Code	油口 Port 尺寸 Size	DF50s		DF80s		
		A,B	P,T	A,B	P	T
M18	M18*1.5	√				
M20	M20*1.5	√				
M22	M22*1.5		√	√		
M24	M24*2				√	
M27	M27*2					√
G08	G1/2	√	√	√		
G12	G3/4				√	√

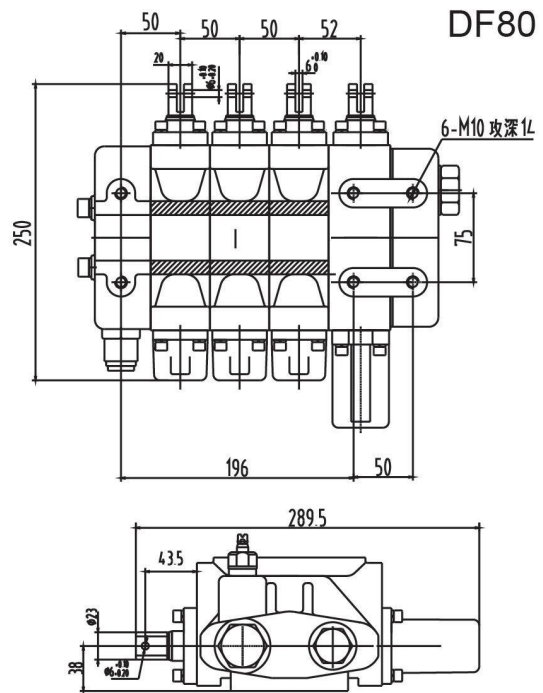
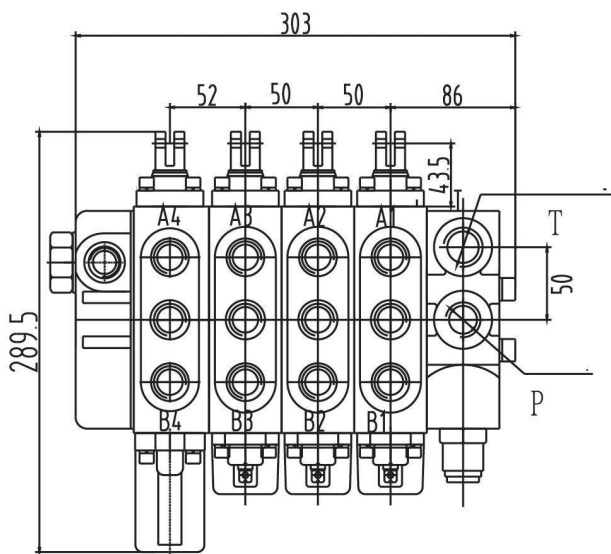
# DFS多路换向阀 Directional Control Valve

## 外观尺寸图 Dimension

DF50



DF80





HAN JIU



DL系列多路换向阀

DL Series Directional Control Valve

DL 系列是一种结构紧凑、流量大、低泄露、安全阀性能优良的整体式多路换向阀。可广泛应用于装载机、矿山机械等。

DL series directional control valve is a kind of monoblock valve with the features of compact structure, big flow, low risk of leakage and high performance of relief valve. It is widely used in loader, mining machine, etc.

- ☆ 可选辅助阀：过载阀，补油阀  
Auxiliary valve: over-load valve, anti-cavitation valve
- ☆ 每一联内置单向阀  
Single direction valve in each work section.
- ☆ 多种阀杆类型，可用于连接油缸、马达等  
Multiple spool type for cylinder, motor, etc.
- ☆ 结构：整体式，DL15:1-3联，DL20:2-3联  
Structure: monoblock, DL15:1-3 sections, DL20: 2-3 sections



### 参数 Specifications

型号 Model	ZL15	ZL20
流量 flow	80L/min	100L/min
公称压力 Rated pressure	16Mpa	16Mpa
最大压力 Max pressure.	20Mpa	20Mpa

### • 订货编号 | Ordering code

$$\frac{\text{DL}}{\text{①}} \frac{\text{XX}}{\text{②}} \cdot \frac{\text{X}}{\text{③}} - \frac{\text{X}}{\text{④}} \frac{\text{X}}{\text{⑤}} \frac{\text{X}}{\text{⑥}} \frac{\text{X}}{\text{⑦}} - \frac{\text{X}}{\text{④}} \frac{\text{X}}{\text{⑤}} \frac{\text{X}}{\text{⑥}} \frac{\text{X}}{\text{⑦}} - \dots - \frac{\text{X}}{\text{⑧}} \frac{\text{X}}{\text{⑨}}$$

- ①DL 系列 Series code
- ②公称通径 Nom. diameter: 15, 20
- ③联数 Number of sections
- ④阀杆类型 Spool type: 见表 (1) see table (1)
- ⑤辅助阀 Auxiliary valve: 见表 (2) see table(2)
- ⑥辅助过载阀设定压力 Auxiliary overload valve pressure: 150–200 bar
- ⑦阀杆复位形式 Spool return type: 见表 (3) see table 3)
- ⑧P,T 油口尺寸 P,T port size: 见表 (4) see table (4)
- ⑨A,B 油口尺寸 A,B port size: 见表 (4) see table (4)

表(1) Table (1)

滑阀机能 Spool Type	代号 Code	机能符号 Symbo	滑阀机能 Spool Type	代号 Code	机能符号 Symbo
A	A		Y	Y	
O	O		M	M	
Q	Q				

表(2) Table (2)

代号 Code	液压符号 Symbol	辅助阀 Auxiliary valve		代号 Code	液压符号 Symbol	辅助阀 Auxiliary valve	
		A port	B port			A port	B port
N/A		无 no	无 no	5		过载阀 overload valve	补油阀 anti-cavitation valve
1		无 no	过载阀 overload valve	6		补油阀 anti-cavitation valve	无 no
2		无 no	补油阀 anti-cavitation valve	7		补油阀 anti-cavitation valve	过载阀 overload valve
3		过载阀 overload valve	无 no	8		补油阀 anti-cavitation valve	补油阀 anti-cavitation valve
4		过载阀 overload valve	过载阀 overload valve				

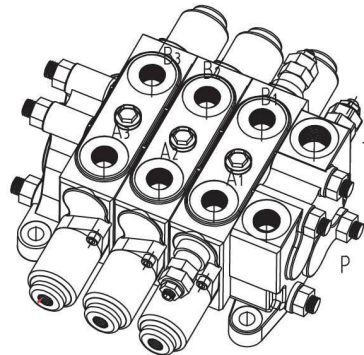
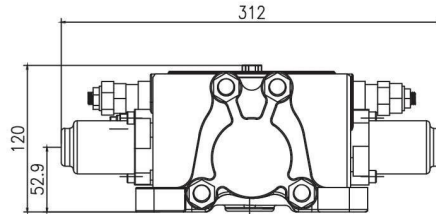
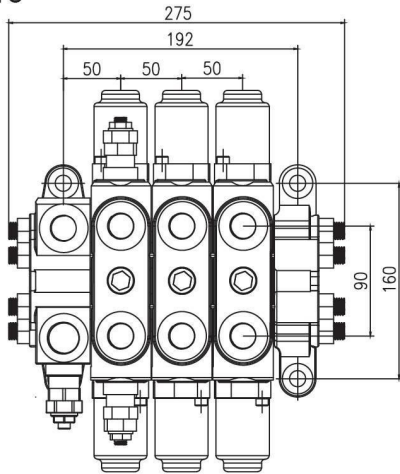
表(3) Table (3)

代号 Code	阀杆复位方式 Spool return type	液压符号 Symbol	代号 Code	阀杆复位方式 Spool return type	液压符号 Symbol
T1	3位弹簧复位 3 positions, spring return		W1	3位全钢球定位 3 positions, all detent	
T2	3位弹簧复位, 第4位钢球定位 4 positions, 1-3 spring return, 4th detent		S	4位全钢球定位 4 positions, all detent	

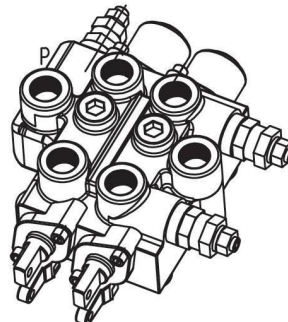
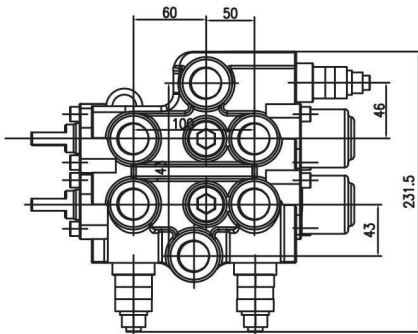
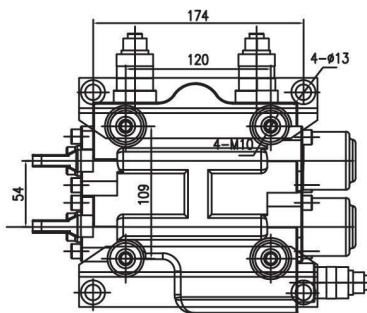
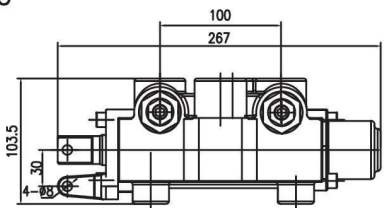
•表(4) Table (4)

代号 Code	油口 Port 尺寸 Size	DL15		DL20	
		A,B	P,T	A,B	P,T
M22	M22*1.5	√	√		
M27	M27*2		√	√	√
M06	G3/8	√	√		
G08	G1/2	√	√		
G12	G3/4			√	√

外观尺寸图 Dimension  
DL15




DL20





HAN JIU



ZL系列多路换向阀

ZL Series Directional Control Valve

ZL系列是一种结构紧凑、流量大、低泄露、安全阀性能优良的分片式多路换向阀。可广泛应用于装载机、矿山机械等。

ZL series directional control valve is a kind of sectional valve with the features of compact structure, big flow, low risk of leakage and high performance of relief valve. It is widely used in loader, mining machine, etc.

- ☆ 可选辅助阀：过载阀，补油阀  
Auxiliary valve: over-load valve, anti-cavitation valve
- ☆ 每一联内置单向阀  
Single direction valve in each work section.
- ☆ 多种阀杆类型，可用于连接油缸、马达等  
Multiple spool type for cylinder, motor, etc.
- ☆ 结构：分片式  
Structure: sectional.



### 参数 Specifications

型号 Model	ZL 15	ZL 20
流量 flow	63L/min	100L/min
公称压力 Rated pressure	16Mpa	16Mpa
最大压力 Max pressure.	20Mpa	20Mpa

### • 订货编号 | Ordering code

ZL
XX
·
X
-
X
X
X
X
-
X
X
X
X
-
.....
-
X
X

①
②
③
④
⑤
⑥
⑦
④
⑤
⑥
⑦
⑧
⑨

- ① ZL 系列 Series code
- ② 公称通径 Nom. diameter : 15, 20
- ③ 联数 Number of sections
- ④ 阀杆类型 Spool type: 见表 (1) see table (1)
- ⑤ 辅助阀 Auxiliary valve : 见表 (2) see table (2)
- ⑥ 辅助过载阀设定压力 Auxiliary overload valve pressure : 150–200 bar
- ⑦ 阀杆复位形式 Spool return type : 见表 (3) see table (3)
- ⑧ P,T油口尺寸 P,T port size: 见表 (4) see table (4)
- ⑨ A,B油口尺寸 A,B port size: 见表 (4) see table (4)



表(1) Table (1)

油路形式 Circuit Type	滑阀机能 Spool Type	代号 Code	机能符号 Symbo	油路形式 Circuit Type	滑阀机能 Spool Type	代号 Code	机能符号 Symbo
并联 油路 parallel circuit	A			串并联 油路 series- parallel circuit	A	A1	
	O				O	O1	
	Q				Q	Q1	
	Y				Y	Y1	
					M	M1	
					K	K1	

表(2) Table (2)

代号 Code	液压符号 Symbol	辅助阀 Auxiliary valve		代号 Code	液压符号 Symbol	辅助阀 Auxiliary valve	
		A port	B port			A port	B port
N/A		无 no	无 no	5		过载阀 overload valve	补油阀 anti-cavitation valve
1		无 no	过载阀 overload valve	6		补油阀 anti-cavitation valve	无 no
2		无 no	补油阀 anti-cavitation valve	7		补油阀 anti-cavitation valve	过载阀 overload valve
3		过载阀 overload valve	无 no	8		补油阀 anti-cavitation valve	补油阀 anti-cavitation valve
4		过载阀 overload valve	过载阀 overload valve				

•表(3) Table (3)

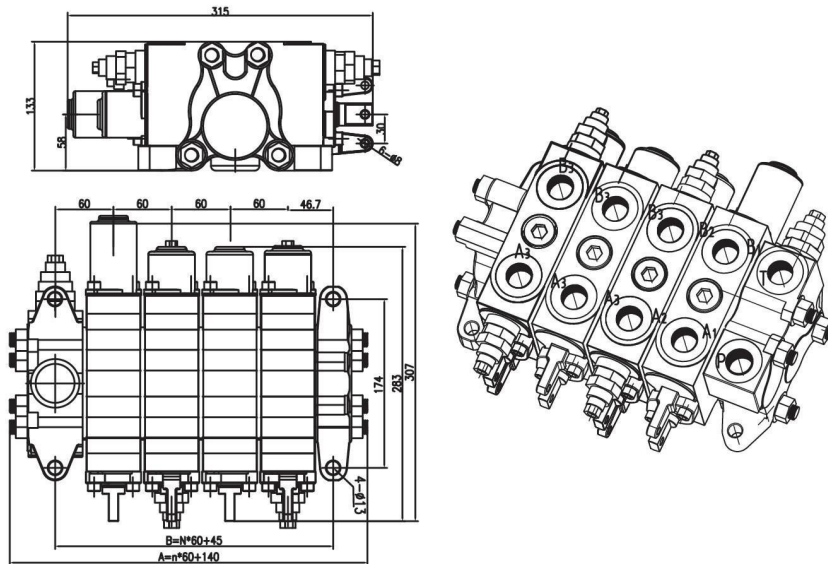
代号 Code	阀杆复位方式 Spool return type	液压符号 Symbol	代号 Code	阀杆复位方式 Spool return type	液压符号 Symbol
T1	3位弹簧复位 3 positions, spring return		W1	3位全钢球定位 3 positions, all detent	
T2	3位弹簧复位, 第4位钢球定位 4 positions, 1-3 spring return, 4th detent		S	4位全钢球定位 4 positions, all detent	

•表(4) Table (4)

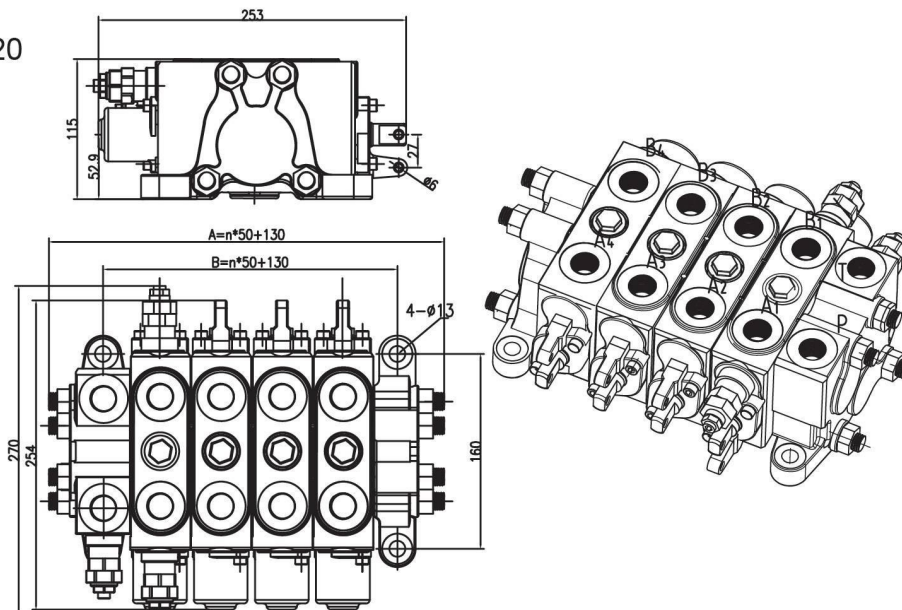
代号 Code	油口 Port 尺寸 Size	ZL15		ZL20	
		A,B	P,T	A,B	P,T
M22	M22*1.5	√	√		
M27	M27*2			√	√
M06	G3/8	√	√		
G08	G1/2	√	√		
G12	G3/4			√	√

外观尺寸图 Dimension

ZL15

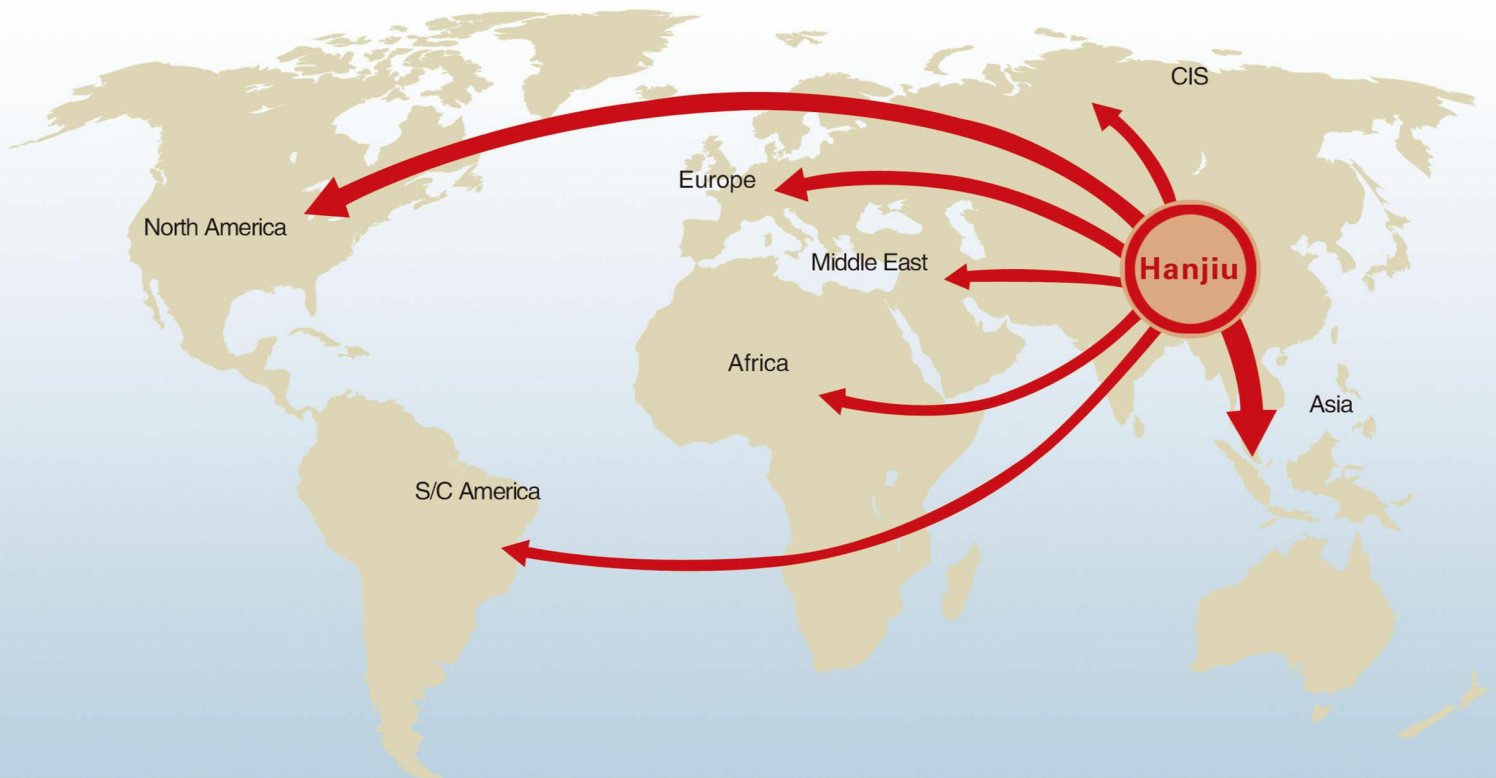


ZL20



# 专业做液压-专注做精品

PROFESSIONAL ON HYDRAULIC- FOCUS ON HIGH QUALITY



## 石家庄寒九科技有限公司

地址：中国河北石家庄友谊北大街368号

电话：+86 ( 311 ) 68123061

传真：+86 ( 10 ) - 80115555-568844

邮编：050000

网址：www.hjhydraulic.com

邮箱：manager@sjzhjms.com

## SHIJIAZHUANG HANJIU TECHNOLOGY CO.,LTD.

Add: No. 368 Youyi Street, Shijiazhuang, Hebei, China

Tel: +86 (311) 68123061

Fax: +86 (10) - 80115555-568844

Post code: 050000

Web: www.hjhydraulic.com

Email: manager@sjzhjms.com